




IH 635 Managed Lanes Project Update

October 8, 2007

TxDOT - Dallas District

Presentation

- Project History
 - 1987-2004
 - 2005-2007
- Project Overview
- What's Next



I-635 (LBJ) Project History 1987-2004

April 1987

LBJ Corridor Study Begins

April 1993

LBJ Corridor Kickoff Meeting – New Process

Sept. 1996

LBJ Executive Board LPA Report

Dec. 1996

Adoption into 2020 Mobility Plan

1997 to 2003

Ongoing Planning, Advisory Committees (PAC's), Detailed Planning , Public Meetings and Hearings

Jan. 2003

Received FONSI for East Section

April 2004

Received FONSI for West Section

June 2004

I-635 Coalition passes resolution endorsing CDA

I-635 (LBJ) Project History 2005-2007

May 2005

TxDOT Issues RFQ for the LBJ Managed HOV Lanes Project

Nov. 2005

Public Open House on LBJ project delivered as a CDA

Feb 2006

RTC reaffirms commitment to project as a CDA

Fall 2006

Additional \$200 M backstop to LBJ committed by RTC

Dec. 2006

TxDOT issues DRAFT Request for Proposals

Spring 2007



Procurement delayed as legislature debated CDAs

June 2007

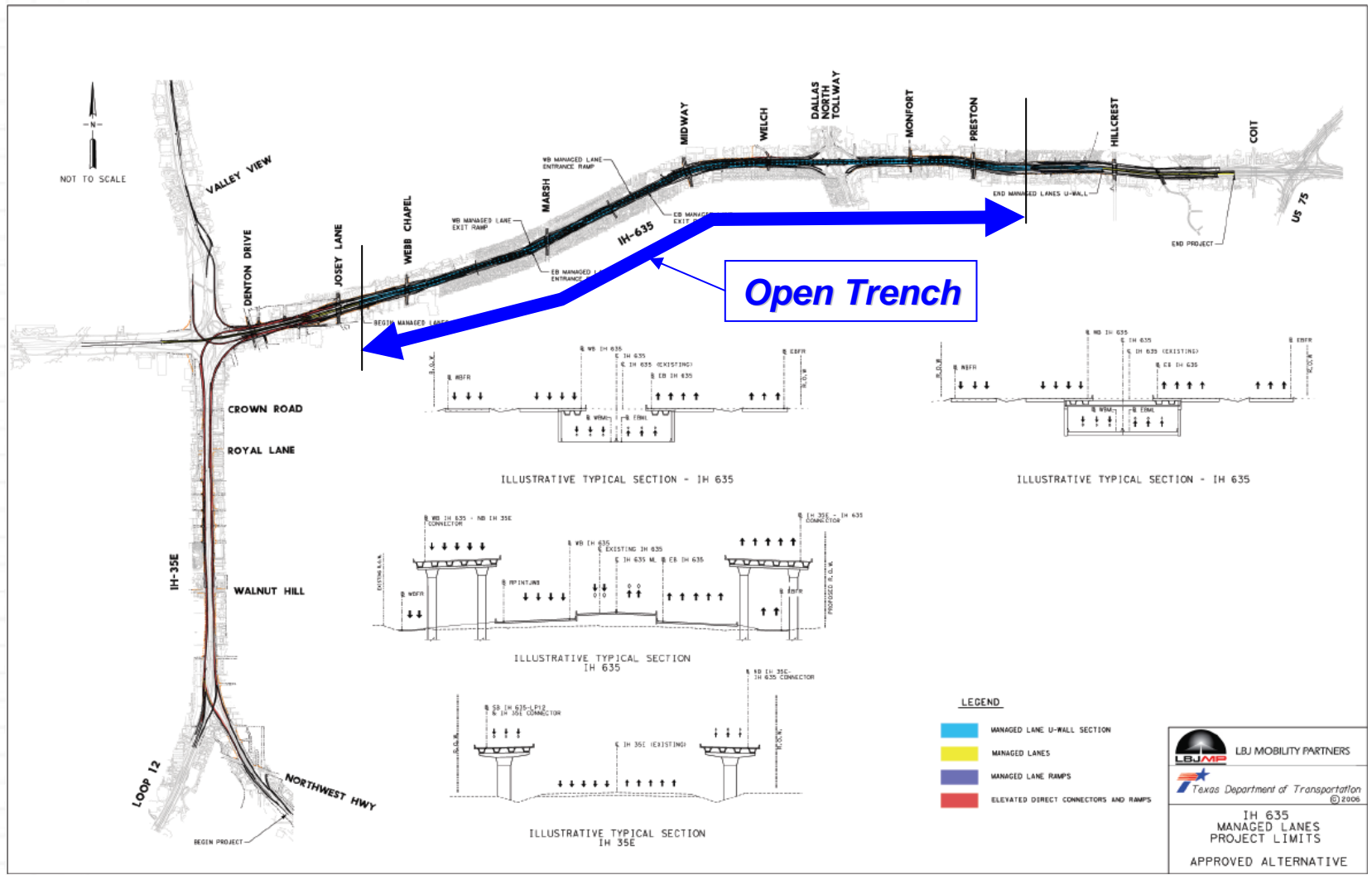
SB 792 signed by governor exempting LBJ Managed Lanes project from CDA moratorium

Project Overview




-  6 Managed HOV Lanes
-  6 Subsurface Managed HOV Lanes
-  6 Elevated Managed HOV Lanes
-  4 Managed HOV Lanes
-  2 Managed HOV Lanes

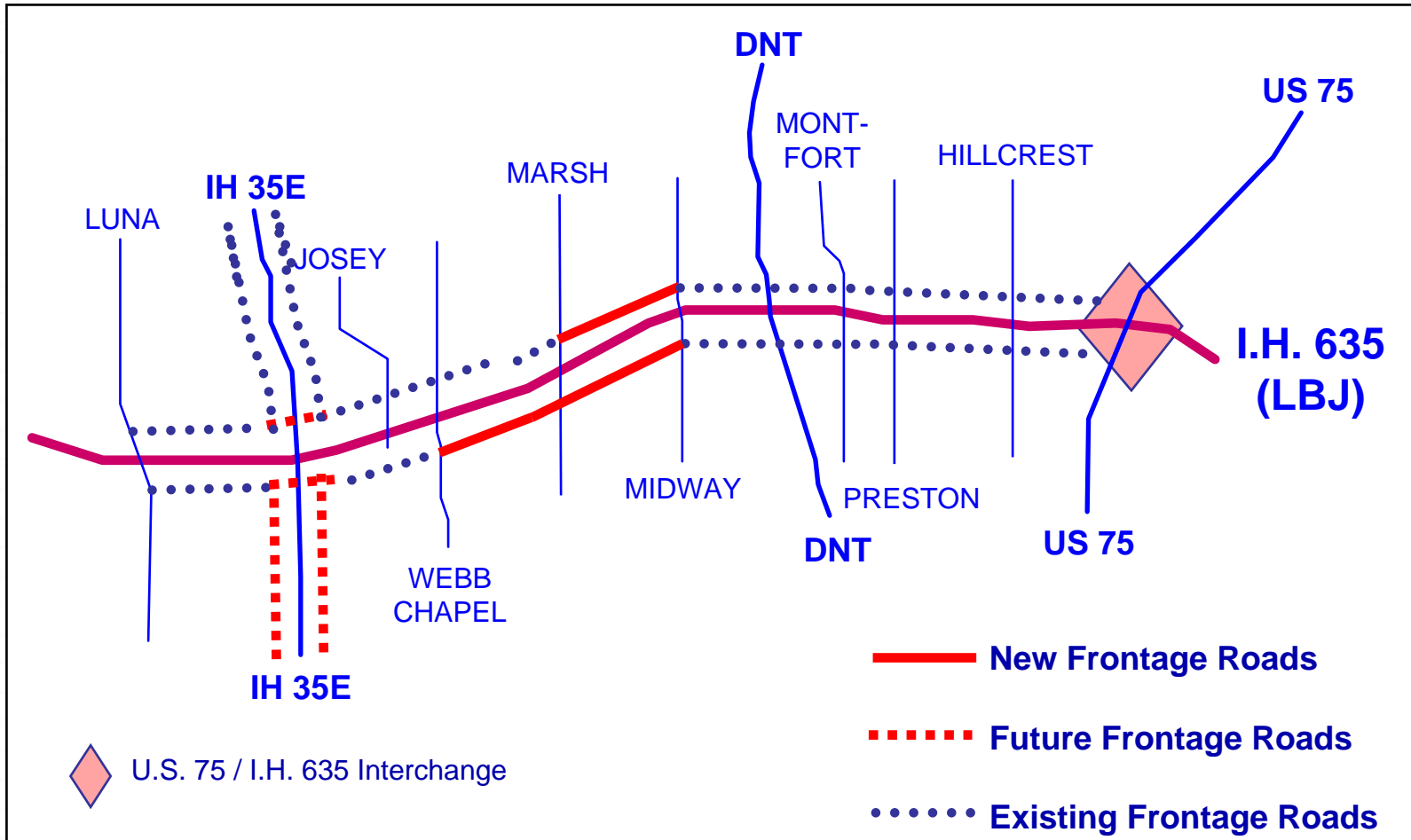
Alternative Solution (5 Mile Trench)



Artist Rendering of Trench Concept

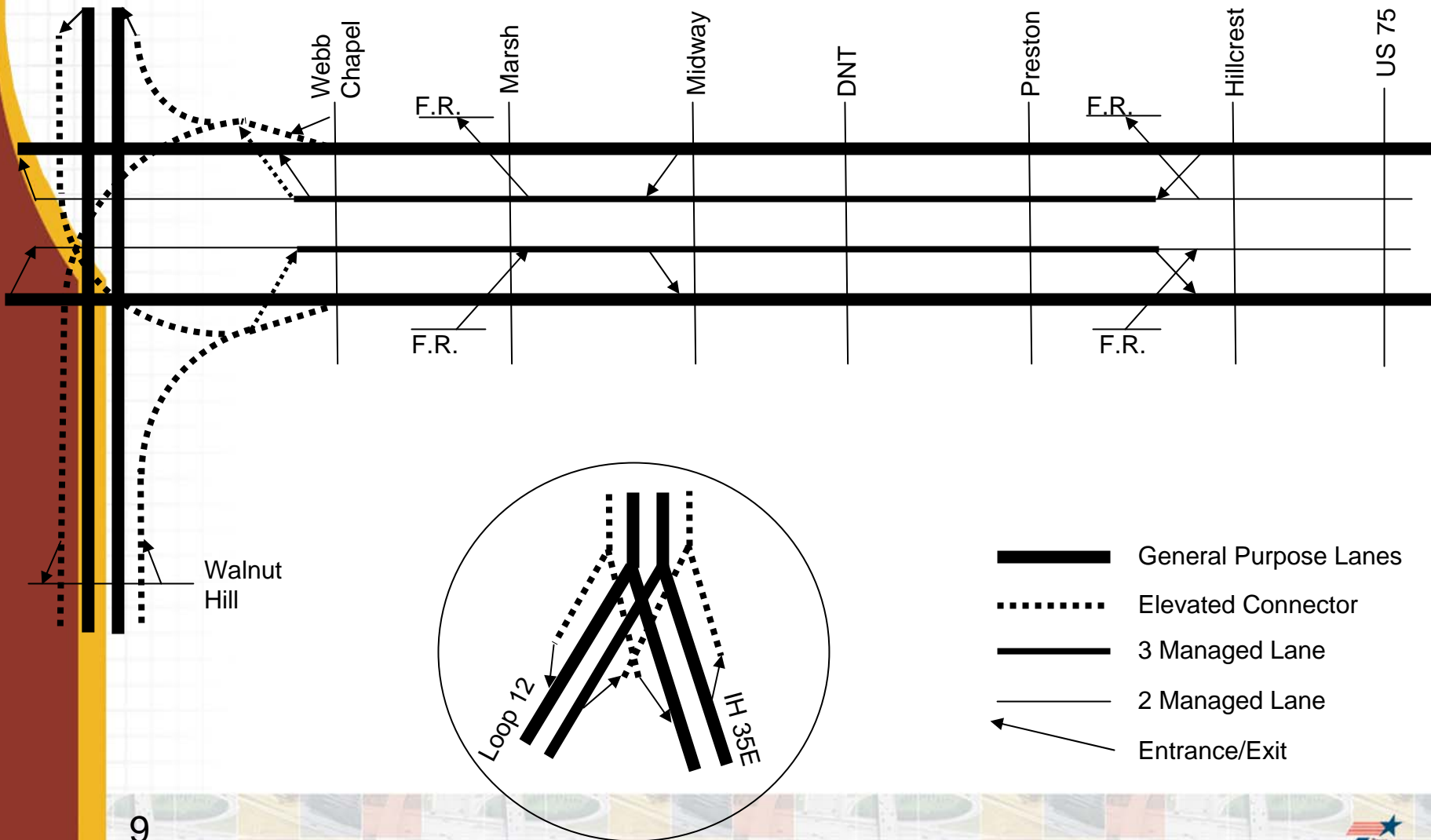


Frontage Roads



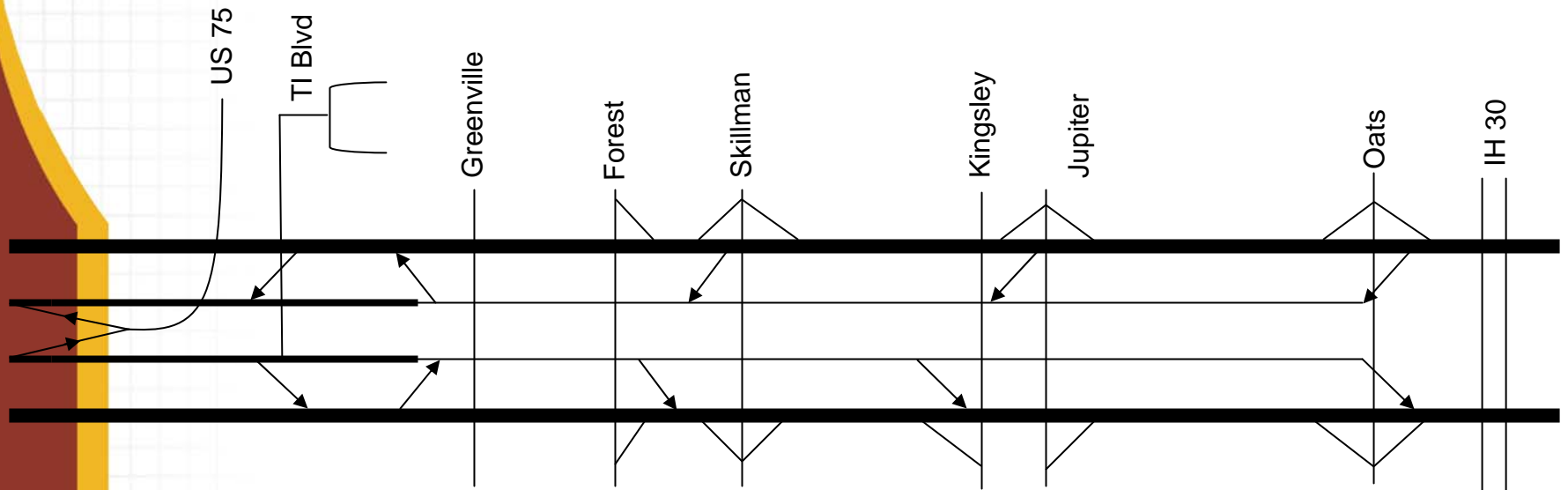
IH 635 West Managed Lanes




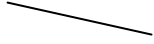
Proposed Access Points



IH 635 East Interim Managed Lanes

Proposed Access Points



-  General Purpose lanes
-  2 Managed Lane
-  1 HOV Lane
-  Entrance/Exit

Summary of Basic Funding Analysis

| | NPV (\$B) | |
|---|---------------|--------------------|
| | 5 Mile Tunnel | 5 Mile Open Trench |
| Capital Cost | 1.500 | 0.958 |
| O&M & Life Cycle Costs | 0.650 | 0.265 |
| Total Costs | 2.150 | 1.223 |
| Net Project Revenues* | 0.930 | 0.640 |
| TxDOT/Local Contributions | 0.420 | 0.583 |
| <i>Additional Funding Requirement (NPV)</i> | <i>0.800</i> | <i>0</i> |
| Total Funds | 2.150 | 1.223 |
| <i>Funding Gap (Nominal \$)</i> | <i>1.100</i> | <i>0</i> |

* Net Project Revenues = Revenue plus debt drawn plus equity drawn plus interest income less tax less financing fees less working capital less debt service less equity service

What's Next

Aug. 2007

County Court Resolution for TxDOT to execute CDA

Sep. 2007

TxDOT Issued Final RFP

Late Fall 2007

Environmental Re-evaluation Approval

March 2008

Detailed Proposals are Due

June 2008

Selection of Best Value Proposal

Late 2008

Detailed Design Begins

Early 2009

Construction Begins

Early 2014

Project Completion and Commencement of Operations

Are There Any . . .

- Questions
- Comments
- Concerns