

Educational Enhancements

Council Briefing Presentation FY 10-11 Bid Process

January 20, 2010



Team Members

Richard Abernethy

Public Works & Transportation

Todd Gaston

Human Resources

Travella King (Lead)

City Manager's Office

Daley Lehmann

City Controller's Office

Michael Martinez

City Manager's Office

Tim Moody

Park & Recreation

Christina Worden

Dallas Public Library



Roadmap

- Vision Statement
- Council Objectives
- Strategy Map
- Strategies, Sub-strategies and Data
- Links - Other KFAs

Vision Statement

Recognizing that education is the foundation for achieving prosperity, health and well-being, the City of Dallas supports lifelong learning opportunities through partnerships with agencies throughout the Dallas community and beyond...

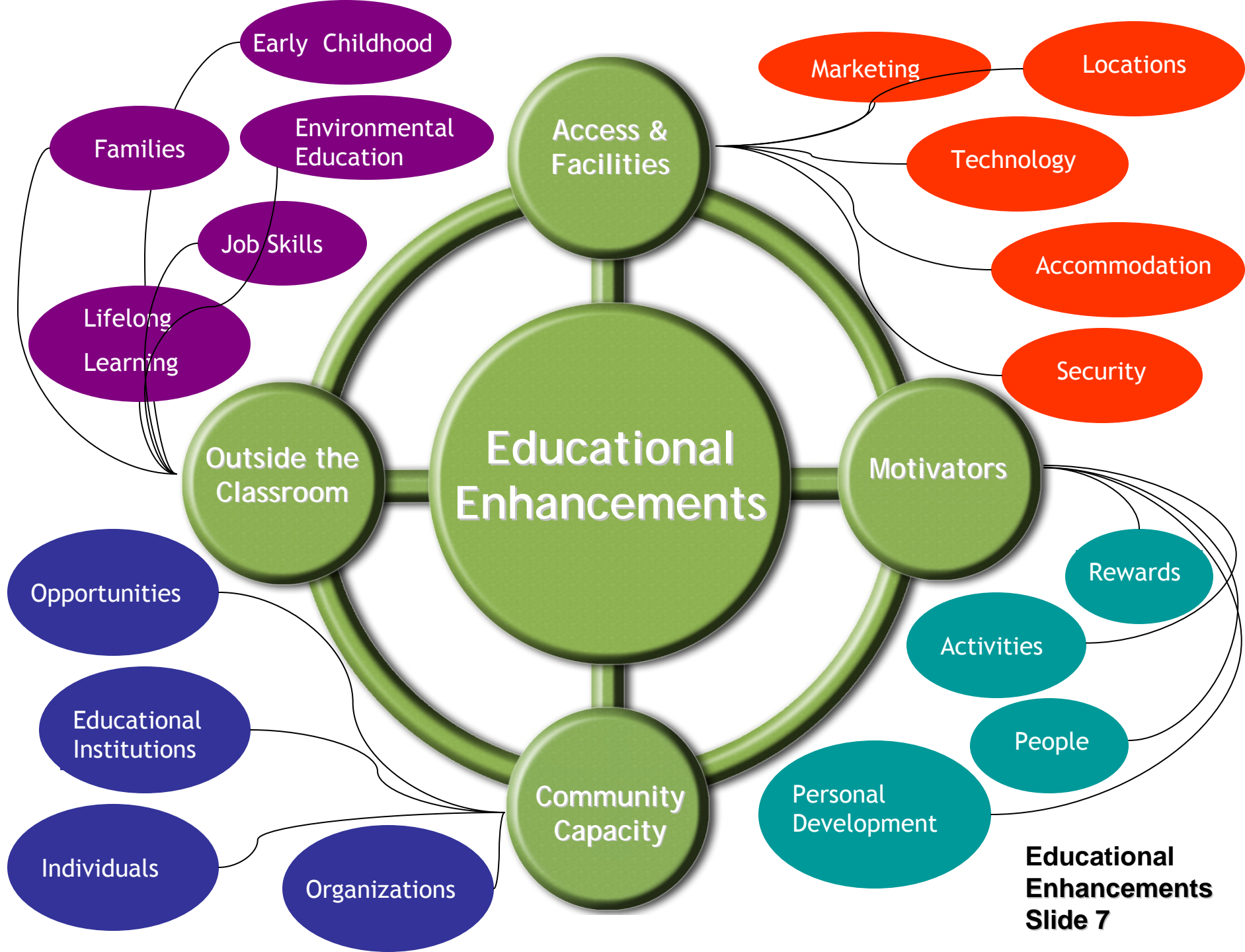


Council Objective

Objective	Sub-Objective or Indicator	Progress
Assist DISD	<p><i>Develop staff committee to work with DISD in FY 10-11 on:</i></p> <ul style="list-style-type: none"> <i>Truancy</i> <i>Security</i> <i>Infrastructure</i> 	<p>Daytime curfew ordinance took effect with FY09-10 school year</p> <ul style="list-style-type: none"> • DPD truancy pickups for September – December '08 - 1381 • DPD truancy pickups for September – December '09 - 949
	<p><i>Improve infrastructure to assist students with getting to school; utilize Safe Routes to School funding to complete sidewalk construction for 15 DISD schools by Jan 12, 2011</i></p>	<p>City will apply for funding for 15 additional schools in November 2010</p> <ul style="list-style-type: none"> • There are currently 12 sidewalk projects in design at 15 schools. Construction is scheduled to start on these projects in August 2010.
Pursue Tier One research university in Dallas by 2018	<p><i>Encourage Texas Legislature to dedicate targeted resources to this effort by 2011</i></p>	<p>Legislation signed 6/09 provides immediate funds to 7 “emerging universities” to pursue Tier One status; group of 7 includes UNT, UTD, and UTA. Passage of Proposition 4 in November 09 will create long-term funding for the 7.</p>

Council Objective

Objective	Sub-Objective or Indicator	Progress
Continue after-school programs in parks & libraries and Every Child Ready to Read (After School Program)	Increase number of students in after-school programs by 2% in FY10-11	5,291 students assisted in Library (Teen Centers, Homework Hotline, Job Resource Center) in FY 08-09 1,900 students per month in Park after-school programs; 29,000 programming hours provided in FY 08-09 18,224 children impacted in FY 08-09 by Every Child Ready to Read, up from 4,851 children in FY 07-08 (first year of program)

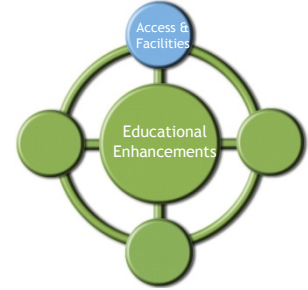


Council Objectives

Tier 1

Assist DISD

After School Programs



Strategy: Access & Facilities

Promote access to information and learning opportunities and create sound infrastructure that can accommodate the learning needs of various populations.

Sub-Strategies

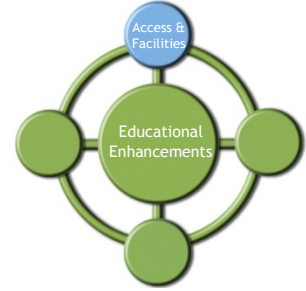
- 1) Utilize existing facilities for easy access and proximity (supplement to and partnership with neighborhood organizations and community centers to enhance continuous learning)
- 2) Enhance residents' capability to use technology to access educational opportunities
- 3) Promote coordinated planning and alternative forms of transportation to allow increased physical access to educational facilities
- 4) Construct and maintain facilities (such as libraries, black box theaters and athletic venues) which are comfortable and appropriately equipped
- 5) Create and sustain a safe physical environment free of hazards and distractions
- 6) Increase opportunities for residents to provide input and/or feedback regarding accommodations/needs

Council Objectives

Tier 1

Assist DISD

After School Programs

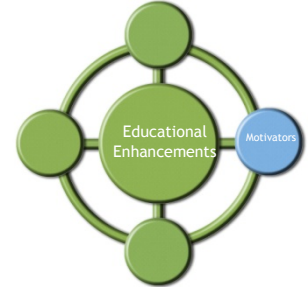


Strategy: Access & Facilities

Promote access to information and learning opportunities and create sound infrastructure that can accommodate the learning needs of various populations.

Sub-Strategies: Data

- 67% of Citizen Survey respondents rated educational opportunities in Dallas as good or excellent⁵
- Legislation approved for a public law school in downtown Dallas
- 22 Colleges, universities and professional schools within 30 miles of the City compared to an average of 29 among the Top 10 Best Places to Live⁶
- 24 junior colleges and technical institutions within 30 miles of the City compared to an average of 18 among the Top 10 Best Places to Live⁶
- 6% of students in a national survey reported staying at home on a school day in the last 30 days due to not feeling safe at school⁷

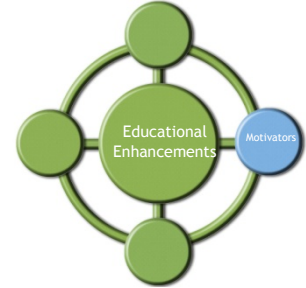


Strategy: Motivators

Provide or support positive opportunities (such as mentorship) to attract Dallas youth into learning environments.

Sub-Strategies

- 1) Offer direct programming (such as athletics, cultural and arts-based activities)
- 2) Promote mentorship and other positive role model development
- 3) Provide encouragement for completing a formal education
- 4) Provide rewards for participation in learning opportunities, such as scholarships, internships or the prospect for high-quality employment



Strategy: Motivators

Provide or support positive opportunities (such as mentorship) to attract Dallas youth into learning environments.

Sub-Strategies: Data

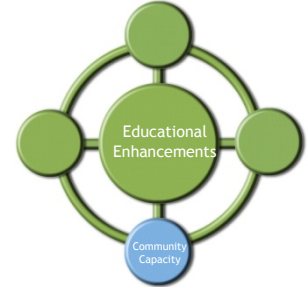
- Only 30 percent of ninth-graders will graduate high school with the skills they need to take the next step in their lives according to the Bill and Melinda Gates Foundation⁸
- The Gates Foundation also estimates that a college graduate can expect to earn \$1.2 million more over a lifetime than a high school dropout⁸
- A recent survey targeted the class of 2012 – this year’s high school sophomores – for examination and found that the dropouts from just this one class of Texas students will cost our state up to \$9.6 billion in lost wages, increased welfare and jail expenses over their lifetime.”¹⁷

Council Objectives

Tier 1

Assist DISD

After School Programs



Strategy: Community Capacity

Recognize and build upon existing community capacity to promote the value of learning.

Sub-Strategies

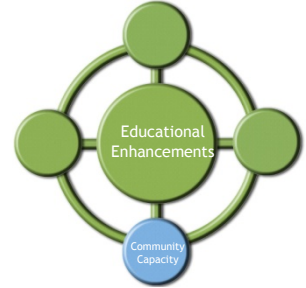
- 1) Solicit support from the business community
- 2) Plan for the future in conjunction with the various educational institutions in and around Dallas
- 3) Partner with similarly focused entities to solicit private, state and federal funding
- 4) Advocate and/or encouraging individual and group volunteer opportunities
- 5) Provide opportunities for youth leadership and voice in the community decision-making process
- 6) Promote job training/work-study opportunities for high school students
- 7) Provide opportunities for retraining and workforce development for adults

Council Objectives

Tier 1

Assist DISD

After School Programs

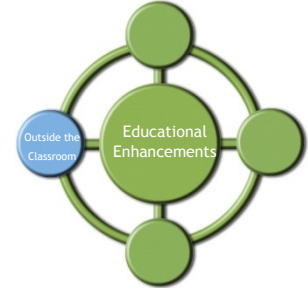


Strategy: Community Capacity

Recognize and build upon existing community capacity to promote the value of learning.

Sub-Strategies: Data

- Dallas test scores in reading are 6% lower than the state average¹
- The combined income and tax loss from a single year's dropouts is about \$192 billion¹⁰
- Increasing graduation rate by 10 percentage points would prevent over 3,000 murders and nearly 175,000 aggravated assaults in America each year¹¹
- Respondents to the 2009 Citizen Survey⁵ who:
 - ∞ Rated Dallas as a good or excellent place to raise children 59%
 - ∞ Rated unsupervised youth as a major problem in Dallas 42%

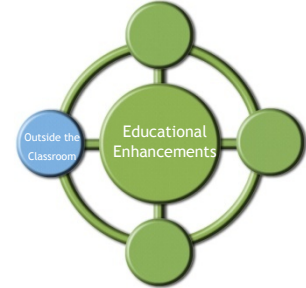


Strategy: Outside the Classroom

Prepare Dallas residents to actively engage in the learning process through targeted programming.

Sub-Strategies

- 1) Facilitate involvement of the entire family in a child's education
- 2) Increase a child's probability of success in school (e.g. pre-literacy)
- 3) Help students meet or exceed national and state education standards
- 4) Encourage partnerships between area educational institutions and informal learning venues (e.g. GED completion)
- 5) Provide quality, wide-ranging and outcome-based programming for children and youth
- 6) Enhance the community's ability to serve targeted populations by engaging parents and caregivers (PTAs, City liaison to DISD)

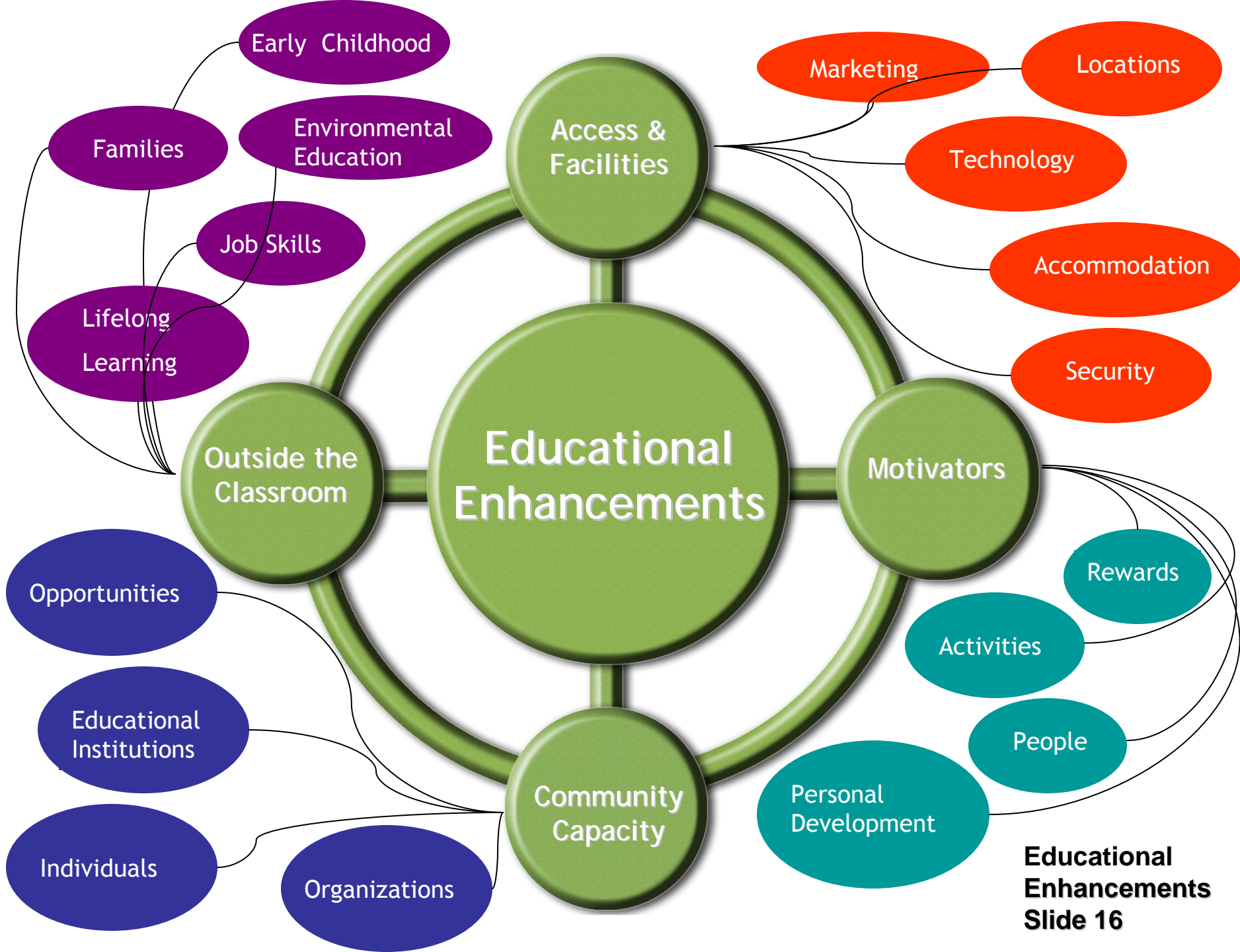


Strategy: Outside the Classroom

Prepare Dallas residents to actively engage in the learning process through targeted programming.


Sub-Strategies: Data

- According to UNESCO's Institute for Education, 92% of all learning occurs outside the classroom¹²
- A child's knowledge of alphabet letters entering kindergarten strongly predicts their 10th grade reading ability¹³
- Roughly 37% of children in the U.S. enter school without the skills necessary for lifetime learning¹⁴
- Every \$1 spent on early education, at age 40 the public saves \$12.90 in tax dollars¹⁵



Linkages

- Public Safety
 - Access & Facilities
 - Safe Environments
 - Prevention and preparedness
- Economic Vibrancy
 - Community Capacity
 - Public-Private Partnerships
 - Workforce Development
- Clean Healthy Environment
 - Outside the Classroom
 - Environmental Education Programs
 - Civic Responsibility
- Culture Arts & Recreation
 - Access & Facilities
 - Shared Facilities
 - Outside the Classroom
 - Programming for Children & Youth
- E3 Government
 - Outside the Classroom
 - Employee Development



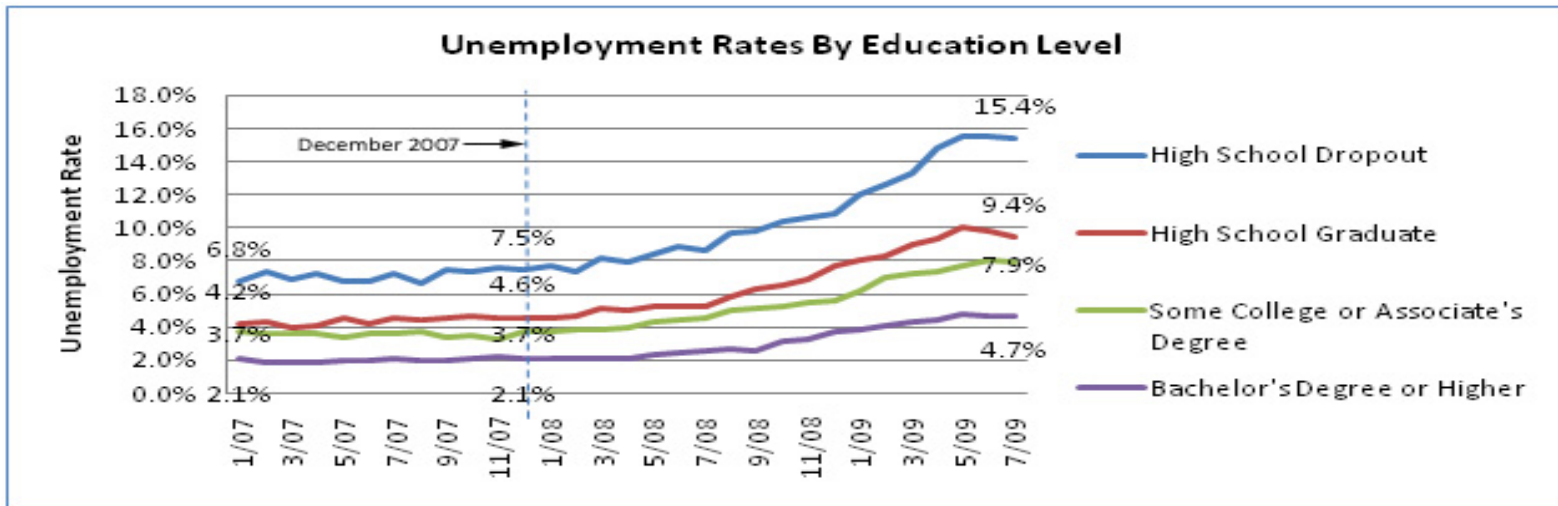
Educational Enhancements



Appendix / Graphics

Data:

If the high school students who dropped out of the Class of 2009 had graduated, the nation's economy would have benefited from nearly \$335 billion in additional income over the course of their lifetimes.



The best economic stimulus is a high school diploma. Not only do high school dropouts earn less when they are employed, but they are also much more likely to be unemployed during the current economic recession.

Source Page

1. Council Objectives - graduation rate / achievement tests (slides 5), Community Capacity - Test Scores (slide 11): *TEA Academic Excellence Indicator System*, Texas Education Agency, 2007-2009.
2. Council Objectives - educated workforce (slide 5): *American Community Survey*, U.S. Census Bureau, 2006-2007.
3. Council Objectives - college enrollment rate (slide 5): *Closing the Gap by 2015: 2008 Progress Report*, Texas Higher Education Coordinating Board.
4. Council Objectives - Education is Freedom fundraising (slide 5): *Education is Freedom*, 2009.
5. Access & Facilities - survey responses (slide 7); Community Capacity - survey responses (slide 11): *2009 Dallas Citizen Survey*, City of Dallas.
6. Access & Facilities - college comparisons (slide 7); : *Top 10 Best Places to Live*, CNNMoney.com, 2007.
7. Access & Facilities - student absences (slide 7): *National Youth Risk Behavior Survey*, National Centers for Disease Control and Prevention, 2007.
8. Motivators - 9th graders skill level (slide 9); College graduate earnings (slide 11): *The Challenge*, Bill and Melinda Gates Foundation, 2007.
9. Community Capacity - income and tax loss (slide 11): *Dropouts, Diplomas and Dollars: U.S. High Schools and the Nation's Economy*, Jason Amos, 2008.
10. Community Capacity - dropout cost (slide 11): *Crime Linked To Dropout Rates: The School Library Journal*, 2008.
11. Outside the Classroom - lifelong learning (slide 13): *Effective early Childhood Programs*: .
12. Outside the Classroom - early and later reading ability (slide 13): *Improving Early Literacy of Preschool Children*, Chrys Douherty, 1999.
13. Outside the Classroom - impact of informal education (slide 13): *Effective early Childhood Programs: Turning Knowledge Into Action*. Houston,
14. TX: University of Texas, Health Science Center at Houston. 2005.
15. Outside the Classroom - early spending (slide 13): *Significant Benefits: The High/scope Perry Preschool Study Through Age 27*, Highscope Educational Research Foundation, 1993.
16. Appendix/Graphics - ArtsPartners and TAKS scores (slide 18): *Enriching Minds. Growing our Future.*, Dallas ArtsPartners, 2006.
17. Motivators - Public Education Policy and Progress (slide 10); "The new Bush School report, entitled *The ABCD's of Texas Education: Assessing the Benefits and Costs of Reducing the Dropout Rate*, Bush School of Government and Public Service at Texas A&M University May 2009

