

# Memorandum

2010 FEB 10 AM 10:05  
CITY SECRETARY  
DALLAS, TEXAS



DATE February 11, 2010

TO Honorable Members of the Public Safety Committee:  
Delia Jasso (Vice-Chair), Jerry Allen, Tennell Atkins, Sheffie Kadane,  
Linda Koop, Ann Margolin, Ron Natinsky, David Neumann

SUBJECT **Public Safety Committee Meeting**  
**Tuesday, February 16, 2010, 12:30 p.m. - 2:00 p.m.**  
**1500 Marilla Street, City Hall, Room 6ES, Dallas, Texas 75201**

## AGENDA

- |   |  |
|---|--|
| Call to Order   | Mayor Pro Tem Dwaine Caraway, Chair                        |
| 1. Approval of January 19, 2010 Minutes of the Public Safety Committee Meeting  | Mayor Pro Tem Dwaine Caraway, Chair                        |
| 2. Crime Report   | Police Chief David M. Kunkle<br>Dallas Police Department   |
| 3. Dallas Police Department Crime Reporting Procedures  | Police Chief David M. Kunkle<br>Dallas Police Department   |
| 4. Neighborhood Improvement through Nuisance Abatement  | Assistant Chief Floyd Simpson<br>Dallas Police Department  |
| 5. Upcoming City Council Agenda Items for February 2010   |  |
| a. Management Agreement with Vickery Meadow Management Corporation  |  |
| b. Memorandum of Understanding – University of Texas Southwestern Medical Center  |  |
| c. Professional Consultation Service for the Fusion Center  |  |
| 6. Administrative (Police) Reports (Shooting Summary)<br>Currently there are no new police involved shooting investigations pending by Internal Affairs | Deputy Chief Nancy Kirkpatrick<br>Dallas Police Department |
| 7. Public Comments (Time Permitting)  |  |

Mayor Pro Tem Dwaine Caraway, Chair  
Public Safety Committee

c: Honorable Mayor and Members of the Dallas City Council  
Mary K. Suhm, City Manager  
Deborah Watkins, City Secretary  
Tom Perkins, City Attorney  
Craig Kinton, City Auditor  
C. Victor Lander, Administrative Municipal Judge  
Ryan S. Evans, First Assistant City Manager  
Jill A. Jordan, P.E., Assistant City Manager  
A.C. Gonzalez, Assistant City Manager  
Forest E. Turner, Assistant City Manager  
Dave K. Cook, Chief Financial Officer  
Helena Stevens-Thompson, Assistant to the City Manager Mayor/City Council Office  
Police Chief David M. Kunkle  
Fire-Rescue Chief Eddie Burns, Sr.

---

A closed executive session may be held if the discussion of any of the above agenda items concerns one of the following:

1. Contemplated or pending litigation or matters where legal advice is requested of the City Attorney, Section 551.071 of the Texas Open Meetings Act.
2. The purchase, exchange, lease or value of real property, if the deliberation in an open meeting would have a detrimental effect on the position of the City in negotiations with a third person. Section 551.072 of the Texas Open Meetings Act.
3. The contract for a prospective gift or donation to the City, if the deliberation in an open meeting would have a detrimental effect on the position of the City in negotiations with a third person. Section 551.073 of the Texas Open Meetings Act.
4. Personnel matters involving the appointment, employment, evaluation, reassignment, duties, discipline or dismissal of a public officer or employee or to hear a complaint against an officer or employee. Section 551.074 of the Texas Open Meetings Act.
5. The deployment or specific occasions for implementation of security personnel or devices. Section 551.076 of the Texas Open Meetings Act.
6. Deliberations regarding economic development negotiations. Section 551.074 of the Texas Open Meetings Act.

# **DRAFT**

## **Public Safety Committee Meeting Record**

The Public Safety Committee meetings are recorded. Agenda materials and audiotapes may be reviewed/copied by contacting the Public Safety Committee Coordinator at 214-670-3246.

**Meeting Date:** Monday, February 1, 2010      **Convened:** 12:03 p.m.      **Adjourned:** 1:14 p.m.

**Committee Members Present:**

Mayor Pro Tem, Dwaine Caraway, **Chair**  
Delia Jasso, **Vice-Chair**  
Jerry R. Allen  
Tennell Atkins  
Sheffie Kadane  
Ron Natinsky  
David Neumann

**City Executive Staff Present:**

Ryan Evans, First Assistant City Manager  
Fire-Rescue Chief Eddie Burns, Sr., DFR  
Deputy Chief Daniel Salazar, DFR  
Deputy Chief Joe Pierce, DFR  
Lieutenant Melanie Forbes-Scott, DFR  
Jody Puckett, Director, DWU  
Jackie Middlebrooks, CAO, DPD  
Shun Session, CMO

**Committee Members Absent:**

Linda Koop (Official City Business)  
Ann Margolin

**Other Council Members Present:**

**AGENDA:**

1. **Call to Order**

**Presenter:** Mayor Pro Tem, Dwaine Caraway, Chair

**Action Taken/Committee Recommendation(s):**

Mayor Pro Tem Caraway called an Open Session of the Public Safety Committee Meeting to order at 12:03 p.m., Monday, February 1, 2010 at City Hall, 1500 Marilla, 6ES, Dallas, TX, 75201. A quorum was present.

2. **Approval of Meeting Record for January 19, 2010 Public Safety Committee Meeting**

**Presenter:** Mayor Pro Tem, Dwaine Caraway, Chair

**Action Taken/Committee Recommendation(s):** Motion made to approve the minutes.

Motion made by: **Sheffie Kadane**  
Item passed unanimously:   X    
Item failed unanimously:       

Motion seconded by: **Tennell Atkins**  
Item passed on a divided vote:         
Item failed on a divided vote:

3. **Juvenile Firesetter Intervention Program**

**Presenter:** Lieutenant Melanie Forbes-Scott, Dallas Fire-Rescue Department

**Action Taken/ Committee Recommendation(s):** Lieutenant Scott gave an overview to the Juvenile Firesetter Interventions Program. J.F.I.P. is an intervention program targeting children who have been caught committing the crime of intentionally setting fires and children who have demonstrated firesetting behavior. The goal of J.F.I.P. is to address and deter firesetting behavior through the following: (1) assessment (2) treatment and (3) education. Topics of discussion were as follows: (1) training (2) types of firesetters (3) public service announcements (4) recidivism and (5) networks & resources.

The committee had the following concerns/recommendations: (1) court system (2) objective measurements (3) trend rate (4) cable channel outreach to other ISD's (5) recidivism rate (6) fines (7) graffiti code (8) code for firesetting and (9) networking with community prosecutor's court.

4. **Citizens' Fire Academy 2010 Update**

**Presenter:** Deputy Chief Daniel Salazar, Dallas Fire-Rescue Department

**Action Taken/Committee Recommendation(s):** Deputy Chief Salazar gave an update to the Citizens' Fire Academy. The mission of the academy is to provide citizens an overview of the services that Dallas Fire-Rescue provides, increase fire and life safety awareness, and promotion of the customer service aspect of the department. The objective of the academy is to seek to provide participants with knowledge of the core job functions with classroom instruction and live demonstrations. Participants are informed of volunteer opportunities such as smoke alarm installations, providing fire safety education, and distribution of disaster education materials. Training topics include Hazmat operations, emergency dispatch operations, fire tactics and strategies, SCBA/equipment familiarization, prevention and education.

The committee had the following concerns/recommendations: (1) citizen participation (2) CERT team and (3) smoke detector program.

**Follow up:** Vice-Chair Jasso requested that staff include council district information on the Citizens' Fire Academy volunteer application and forward the list to the full council.

5. **Training Division Overview**

**Presenter:** Deputy Chief Daniel Salazar, Dallas Fire-Rescue Department

**Action Taken/Committee Recommendation(s):** The committee was provided an overview to the Training Division. The mission of the training division is to provide fire suppression, EMS, career development, and leadership skills to the department's workforce for the purpose of providing the best customer service to the citizens and visitors of Dallas during emergency and non-emergency response. The Dallas Fire-Rescue Training Division is tasked with training and development of the department's new recruit and incumbent workforce. Evolving technology in the fire service and changing professional standards mandate refresher and certification training. Workforce turnover requires constant training to supply a steady stream of new recruits to keep pace with attrition.

The committee had the following concerns/recommendations: (1) cross training (2) Berkshire continuum (3) turnover status (4) number of training classes per year (5) mandatory retirement age for firefighters (6) retention rate and (7) community outreach for trainees.

6. **Upcoming City Council Agenda Items for February 2010**

- a. EPA Water Contamination Warning System Phase II Grant Acceptance and Implementation

The committee had the following concerns/recommendations: (1) CH2M Hill and (2) contamination issue.

7. **Administrative (Fire) Reports**

**Presenter:** Deputy Chief Joe Pierce, Dallas Fire-Rescue Department

The committee had the following concerns/recommendations: (1) description of a 7 alarm fire and (2) level of command staff on scene during 7 alarm fire.

8. **Public Comments**

**Presenter:** Mayor Pro Tem, Dwaine Caraway, Chair

**Action Taken/Committee Recommendation(s):**

The committee had the following concerns/recommendations: (1) there were no public comments.

**APPROVED BY:**

**ATTEST:**

---

Mayor Pro Tem, Dwaine Caraway, Chair  
Public Safety Committee

---

Shun Session, Coordinator  
Public Safety Committee

# Memorandum



DATE: February 11, 2010

TO: Members of the Public Safety Committee

SUBJECT: **Crime Report**

Attached is briefing material on the "Crime Report" to be presented to the Members of the Public Safety Committee on Tuesday, February 16, 2010.

A handwritten signature in black ink, appearing to read 'Ryan S. Evans'.

Ryan S. Evans  
First Assistant City Manager

alb

Attachment

CC: Honorable Mayor and Members of the Dallas City Council  
Mary K. Suhm, City Manager  
Deborah Watkins, City Secretary  
Tom Perkins, City Attorney  
Craig Kinton, City Auditor  
Victor Lander, Administrative Municipal Judge  
Jill A. Jordan, P.E., Assistant City Manager  
A.C. Gonzalez, Assistant City Manager  
Forest E. Turner, Assistant City Manager  
Dave K. Cook, Chief Financial Officer  
Helena Stevens-Thompson, Assistant to the City Manager Mayor/City Council



# Crime Report

Public Safety Committee

February 16, 2010



# PUBLIC SAFETY COMMITTEE CRIME BRIEFING

INDEX CRIME YEAR TO DATE 12/31/09

CRIME TYPE	Actual YTD	Actual LYTD	% CHG YTD
<b>Violent Crimes</b>			
Murder	166	170	-2.4%
Rape	485	499	-2.8%
Robbery	5501	6466	-14.9%
Business	1170	1273	-8.1%
Individual	4331	5193	-16.6%
Aggravated Assault	4069	4285	-5.0%
<b>Total Violent Crime</b>	<b>10221</b>	<b>11420</b>	<b>-10.5%</b>
<b>Non-Violent Crimes</b>			
Burglary	19428	21149	-8.1%
Business	4719	6397	-26.2%
Residence	14709	14752	-0.3%
Theft	41481	42402	-2.2%
Auto Theft	10455	12208	-14.4%
<b>Total Non-Violent</b>	<b>71364</b>	<b>75759</b>	<b>-5.8%</b>
<b>Total Index Crimes</b>	<b>81585</b>	<b>87179</b>	<b>-6.4%</b>

# Target Area Action Grids (TAAG)

2009 Violent TAAG Areas End Of Year Report							
Central Division		2009 Year	2008 Year	% Change	2009 Jan 1 - June 30	2009 July 1 - Dec 31	% Change
Ackard/Main	Murder	2	0	100.0%	2	0	-100.0%
	Rape	7	7	0.0%	3	4	33.3%
	Robbery-Business	7	6	16.7%	5	2	-60.0%
	Robbery-Individual	52	69	-24.6%	20	32	60.0%
	Agg Assault	42	39	7.7%	22	20	-9.1%
	<b>Total</b>	<b>110</b>	<b>121</b>	<b>-9.1%</b>	<b>52</b>	<b>58</b>	<b>11.5%</b>
Columbia/ Fitzhugh	Murder	3	0	100.0%	1	2	100.0%
	Rape	3	2	50.0%	1	2	100.0%
	Robbery-Business	19	17	11.8%	9	10	11.1%
	Robbery-Individual	62	82	-24.4%	28	34	21.4%
	Agg Assault	22	35	-37.1%	5	17	240.0%
	<b>Total</b>	<b>109</b>	<b>136</b>	<b>-19.9%</b>	<b>44</b>	<b>65</b>	<b>47.7%</b>
Ross/Bennett	Murder	5	3	66.7%	4	1	-75.0%
	Rape	5	7	-28.6%	2	3	50.0%
	Robbery-Business	13	12	8.3%	7	6	-14.3%
	Robbery-Individual	107	91	17.6%	50	57	14.0%
	Agg Assault	37	53	-30.2%	18	19	5.6%
	<b>Total</b>	<b>167</b>	<b>166</b>	<b>0.6%</b>	<b>81</b>	<b>86</b>	<b>6.2%</b>

Northeast Division		2009 Year	2008 Year	% Change	2009 Jan 1 - June 30	2009 July 1 - Dec 31	% Change
5 Points	Murder	0	4	-100.0%	0	0	0.0%
	Rape	6	9	-33.3%	2	4	100.0%
	Robbery-Business	13	23	-43.5%	4	9	125.0%
	Robbery-Individual	147	235	-37.4%	59	88	49.2%
	Agg Assault	42	84	-50.0%	29	13	-55.2%
	<b>Total</b>	<b>208</b>	<b>355</b>	<b>-41.4%</b>	<b>94</b>	<b>114</b>	<b>21.3%</b>
Buckner/ Peavy	Murder	2	0	100.0%	2	0	-100.0%
	Rape	10	6	66.7%	5	5	0.0%
	Robbery-Business	20	14	42.9%	9	11	22.2%
	Robbery-Individual	71	108	-34.3%	29	42	44.8%
	Agg Assault	44	71	-38.0%	25	19	-24.0%
	<b>Total</b>	<b>147</b>	<b>199</b>	<b>-26.1%</b>	<b>70</b>	<b>77</b>	<b>10.0%</b>
Forest/ Audelia	Murder	7	10	-30.0%	3	4	33.3%
	Rape	5	7	-28.6%	3	2	-33.3%
	Robbery-Business	15	32	-53.1%	4	11	175.0%
	Robbery-Individual	139	209	-33.5%	47	92	95.7%
	Agg Assault	41	60	-31.7%	21	20	-4.8%
	<b>Total</b>	<b>207</b>	<b>318</b>	<b>-34.9%</b>	<b>78</b>	<b>129</b>	<b>65.4%</b>
Skillman/ Royal	Murder	0	3	-100.0%	0	0	0.0%
	Rape	6	4	50.0%	1	5	400.0%
	Robbery-Business	4	14	-71.4%	2	2	0.0%
	Robbery-Individual	43	107	-59.8%	9	34	277.8%
	Agg Assault	42	56	-25.0%	20	22	10.0%
	<b>Total</b>	<b>95</b>	<b>184</b>	<b>-48.4%</b>	<b>32</b>	<b>63</b>	<b>96.9%</b>
Wickersham/ Walnut Hill	Murder	2	0	100.0%	1	1	0.0%
	Rape	0	7	-100.0%	0	0	0.0%
	Robbery-Business	5	13	-61.5%	1	4	300.0%
	Robbery-Individual	60	68	-11.8%	25	35	40.0%
	Agg Assault	14	34	-58.8%	5	9	80.0%
	<b>Total</b>	<b>81</b>	<b>122</b>	<b>-33.6%</b>	<b>32</b>	<b>49</b>	<b>53.1%</b>
Woodmeadow/ Ferguson	Murder	0	3	-100.0%	0	0	0.0%
	Rape	3	4	-25.0%	3	0	-100.0%
	Robbery-Business	3	3	0.0%	2	1	-50.0%
	Robbery-Individual	54	54	0.0%	18	36	100.0%
	Agg Assault	19	21	-9.5%	11	8	-27.3%
	<b>Total</b>	<b>79</b>	<b>85</b>	<b>-7.1%</b>	<b>34</b>	<b>45</b>	<b>32.4%</b>

Southeast Division		2009 Year	2008 Year	% Change	2009 Jan 1 - June 30	2009 July 1 - Dec 31	% Change
Buckner/ Bruton	Murder	0	0	0.0%	0	0	0.0%
	Rape	1	3	-66.7%	1	0	-100.0%
	Robbery-Business	37	53	-30.2%	16	21	31.3%
	Robbery-Individual	82	71	15.5%	31	51	64.5%
	Agg Assault	24	35	-31.4%	16	8	-50.0%
	<b>Total</b>	<b>144</b>	<b>162</b>	<b>-11.1%</b>	<b>64</b>	<b>80</b>	<b>25.0%</b>
Hatcher/ 2nd Ave	Murder	1	1	0.0%	1	0	-100.0%
	Rape	4	10	-60.0%	1	3	200.0%
	Robbery-Business	9	5	80.0%	5	4	-20.0%
	Robbery-Individual	60	74	-18.9%	28	32	14.3%
	Agg Assault	63	100	-37.0%	28	35	25.0%
	<b>Total</b>	<b>137</b>	<b>190</b>	<b>-27.9%</b>	<b>63</b>	<b>74</b>	<b>17.5%</b>
Jim Miller/ Loop 12	Murder	2	3	-33.3%	1	1	0.0%
	Rape	0	1	-100.0%	0	0	0.0%
	Robbery-Business	14	11	27.3%	5	9	80.0%
	Robbery-Individual	42	48	-12.5%	17	25	47.1%
	Agg Assault	51	63	-19.0%	23	28	21.7%
	<b>Total</b>	<b>109</b>	<b>126</b>	<b>-13.5%</b>	<b>46</b>	<b>63</b>	<b>37.0%</b>
Lamar/ Hatcher	Murder	3	1	200.0%	2	1	-50.0%
	Rape	4	2	100.0%	2	2	0.0%
	Robbery-Business	5	3	66.7%	2	3	50.0%
	Robbery-Individual	16	34	-52.9%	9	7	-22.2%
	Agg Assault	29	51	-43.1%	17	12	-29.4%
	<b>Total</b>	<b>57</b>	<b>91</b>	<b>-37.4%</b>	<b>32</b>	<b>25</b>	<b>-21.9%</b>
MLK/ Malcom X	Murder	0	3	-100.0%	0	0	0.0%
	Rape	3	4	-25.0%	1	2	100.0%
	Robbery-Business	7	3	133.3%	4	3	-25.0%
	Robbery-Individual	51	67	-23.9%	27	24	-11.1%
	Agg Assault	46	50	-8.0%	21	25	19.0%
	<b>Total</b>	<b>107</b>	<b>127</b>	<b>-15.7%</b>	<b>53</b>	<b>54</b>	<b>1.9%</b>

Southwest Division		2009 Year	2008 Year	% Change	2009 Jan 1 - June 30	2009 July 1 - Dec 31	% Change
Camp Wisdom/ Chaucer (CH 4 & 7)	Murder	3	4	-25.0%	3	0	-100.0%
	Rape	6	4	50.0%	3	3	0.0%
	Robbery-Business	26	23	13.0%	13	13	0.0%
	Robbery-Individual	58	83	-30.1%	35	23	-34.3%
	Agg Assault	50	57	-12.3%	28	22	-21.4%
	<b>Total</b>	<b>143</b>	<b>171</b>	<b>-16.4%</b>	<b>82</b>	<b>61</b>	<b>-25.6%</b>
Ft Worth/ Hampton	Murder	4	2	100.0%	1	3	200.0%
	Rape	1	4	-75.0%	0	1	-100.0%
	Robbery-Business	28	25	12.0%	17	11	-35.3%
	Robbery-Individual	59	100	-41.0%	28	31	10.7%
	Agg Assault	36	46	-21.7%	21	15	-28.6%
	<b>Total</b>	<b>128</b>	<b>177</b>	<b>-27.7%</b>	<b>67</b>	<b>61</b>	<b>-9.0%</b>
Jefferson Corridor	Murder	1	1	0.0%	1	0	-100.0%
	Rape	2	2	0.0%	0	2	-100.0%
	Robbery-Business	26	25	4.0%	15	11	-26.7%
	Robbery-Individual	91	102	-10.8%	37	54	45.9%
	Agg Assault	59	46	28.3%	23	36	56.5%
	<b>Total</b>	<b>179</b>	<b>176</b>	<b>1.7%</b>	<b>76</b>	<b>103</b>	<b>35.5%</b>
Kiest/Polk (CH 4 & 7)	Murder	2	1	100.0%	1	1	0.0%
	Rape	1	3	-66.7%	1	0	-100.0%
	Robbery-Business	12	15	-20.0%	3	9	200.0%
	Robbery-Individual	41	45	-8.9%	19	22	15.8%
	Agg Assault	34	21	61.9%	20	14	-30.0%
	<b>Total</b>	<b>90</b>	<b>85</b>	<b>5.9%</b>	<b>44</b>	<b>46</b>	<b>4.5%</b>

Northwest Division		2009 Year	2008 Year	% Change	2009 Jan 1 - June 30	2009 July 1 - Dec 31	% Change
Cedar Springs/ Wycliff	Murder	2	1	100.0%	1	1	0.0%
	Rape	4	5	-20.0%	1	3	200.0%
	Robbery-Business	20	22	-9.1%	10	10	0.0%
	Robbery-Individual	128	118	8.5%	68	60	-11.8%
	Agg Assault	29	33	-12.1%	18	11	-38.9%
	<b>Total</b>	<b>183</b>	<b>179</b>	<b>2.2%</b>	<b>98</b>	<b>85</b>	<b>-13.3%</b>
NW Hwy/ Harry Hines	Murder	3	3	0.0%	2	1	-50.0%
	Rape	5	10	-50.0%	3	2	-33.3%
	Robbery-Business	18	37	-51.4%	11	7	-36.4%
	Robbery-Individual	178	176	1.1%	90	88	-2.2%
	Agg Assault	42	72	-41.7%	17	25	47.1%
	<b>Total</b>	<b>246</b>	<b>298</b>	<b>-17.4%</b>	<b>123</b>	<b>123</b>	<b>0.0%</b>
Walnut Hill/ Harry Hines	Murder	1	1	0.0%	1	0	-100.0%
	Rape	4	2	100.0%	2	2	0.0%
	Robbery-Business	13	9	44.4%	5	8	60.0%
	Robbery-Individual	86	119	-27.7%	39	47	20.5%
	Agg Assault	41	57	-28.1%	19	22	15.8%
	<b>Total</b>	<b>145</b>	<b>188</b>	<b>-22.9%</b>	<b>66</b>	<b>79</b>	<b>19.7%</b>
Walton Walker/ Technology	Murder	2	0	100.0%	1	1	0.0%
	Rape	4	4	0.0%	2	2	0.0%
	Robbery-Business	19	8	137.5%	9	10	11.1%
	Robbery-Individual	23	36	-36.1%	12	11	-8.3%
	Agg Assault	40	55	-27.3%	27	13	-51.9%
	<b>Total</b>	<b>88</b>	<b>103</b>	<b>-14.6%</b>	<b>51</b>	<b>37</b>	<b>-27.5%</b>

North Central Division		2009 Year	2008 Year	% Change	2009 Jan 1 - June 30	2009 July 1 - Dec 31	% Change
Maham/ Spring Valley	Murder	0	0	0.0%	0	0	0.0%
	Rape	2	5	-60.0%	2	0	-100.0%
	Robbery-Business	10	16	-37.5%	5	5	0.0%
	Robbery-Individual	40	100	-60.0%	13	27	107.7%
	Agg Assault	21	36	-41.7%	8	13	62.5%
	<b>Total</b>	<b>73</b>	<b>157</b>	<b>-53.5%</b>	<b>28</b>	<b>45</b>	<b>60.7%</b>
Monfort/ Spring Valley	Murder	3	0	100.0%	1	2	100.0%
	Rape	6	1	500.0%	2	4	100.0%
	Robbery-Business	12	11	9.1%	5	7	40.0%
	Robbery-Individual	26	53	-50.9%	16	10	-37.5%
	Agg Assault	15	10	50.0%	11	4	-63.6%
	<b>Total</b>	<b>62</b>	<b>75</b>	<b>-17.3%</b>	<b>35</b>	<b>27</b>	<b>-22.9%</b>

South Central Division		2009 Year	2008 Year	% Change	2009 Jan 1 - June 30	2009 July 1 - Dec 31	% Change
Ledbetter/ Bonnieview	Murder	3	2	50.0%	1	2	100.0%
	Rape	2	6	-66.7%	1	1	0.0%
	Robbery-Business	1	7	-85.7%	1	0	-100.0%
	Robbery-Individual	24	55	-56.4%	14	10	-28.6%
	Agg Assault	25	37	-32.4%	12	13	8.3%
	<b>Total</b>	<b>55</b>	<b>107</b>	<b>-48.6%</b>	<b>29</b>	<b>26</b>	<b>-10.3%</b>
Overton/ Illinois	Murder	1	7	-85.7%	1	0	-100.0%
	Rape	3	8	-62.5%	3	0	-100.0%
	Robbery-Business	6	9	-33.3%	2	4	100.0%
	Robbery-Individual	39	52	-25.0%	20	19	-5.0%
	Agg Assault	57	68	-16.2%	18	39	116.7%
	<b>Total</b>	<b>106</b>	<b>144</b>	<b>-26.4%</b>	<b>44</b>	<b>62</b>	<b>40.9%</b>
TOTAL COUNTS	Murder	52	53	-1.9%	31	21	-32.3%
	Rape	97	127	-23.6%	45	52	15.6%
	Robbery-Business	362	416	-13.0%	171	191	11.7%
	Robbery-Individual	1779	2356	-24.5%	788	991	25.8%
	Agg Assault	965	1290	-25.2%	483	482	-0.2%
	<b>Total Violent Crime</b>	<b>3255</b>	<b>4242</b>	<b>-23.3%</b>	<b>1518</b>	<b>1737</b>	<b>14.4%</b>

# 2009 Property TAAG Areas End Of Year Report

Central Division		2009 Year	2008 Year	% Change	2009 Jan 1 - June 30	2009 July 1 - Dec 31	% Change
Cedar Springs/ Turtle Creek	Burglary-Business	50	80	-37.5%	19	31	63.2%
	Burglary-Residence	64	97	-34.0%	32	32	0.0%
	BMV	446	458	-2.6%	201	245	21.9%
	UUMV	146	111	31.5%	76	70	-7.9%
	<b>Total</b>	<b>706</b>	<b>746</b>	<b>-5.4%</b>	<b>328</b>	<b>378</b>	<b>15.2%</b>
Gaston/ Munger	Burglary-Business	29	22	31.8%	12	17	41.7%
	Burglary-Residence	76	113	-32.7%	33	43	30.3%
	BMV	231	253	-8.7%	91	140	53.8%
	UUMV	77	109	-29.4%	42	35	-16.7%
	<b>Total</b>	<b>413</b>	<b>497</b>	<b>-16.9%</b>	<b>178</b>	<b>235</b>	<b>32.0%</b>
Griffin/Main	Burglary-Business	79	91	-13.2%	47	32	-31.9%
	Burglary-Residence	32	31	3.2%	21	11	-47.6%
	BMV	702	681	3.1%	351	351	0.0%
	UUMV	197	214	-7.9%	117	80	-31.6%
	<b>Total</b>	<b>1010</b>	<b>1017</b>	<b>-0.7%</b>	<b>536</b>	<b>474</b>	<b>-11.6%</b>
Henderson/ Ross	Burglary-Business	46	87	-47.1%	19	27	42.1%
	Burglary-Residence	78	108	-27.8%	40	38	-5.0%
	BMV	298	327	-8.9%	129	169	31.0%
	UUMV	122	230	-47.0%	54	68	25.9%
	<b>Total</b>	<b>544</b>	<b>752</b>	<b>-27.7%</b>	<b>242</b>	<b>302</b>	<b>24.8%</b>
McKinney/ Knox	Burglary-Business	22	45	-51.1%	9	13	44.4%
	Burglary-Residence	27	22	22.7%	12	15	25.0%
	BMV	166	186	-10.8%	91	75	-17.6%
	UUMV	28	53	-47.2%	16	12	-25.0%
	<b>Total</b>	<b>243</b>	<b>306</b>	<b>-20.6%</b>	<b>128</b>	<b>115</b>	<b>-10.2%</b>

Northeast Division		2009 Year	2008 Year	% Change	2009 Jan 1 - June 30	2009 July 1 - Dec 31	% Change
Greenville/ LBJ	Burglary-Business	33	25	32.0%	17	16	-5.9%
	Burglary-Residence	123	95	29.5%	57	66	15.8%
	BMV	192	199	-3.5%	95	97	2.1%
	UUMV	78	86	-9.3%	42	36	-14.3%
	<b>Total</b>	<b>426</b>	<b>405</b>	<b>5.2%</b>	<b>211</b>	<b>215</b>	<b>1.9%</b>
Jupiter/LBJ	Burglary-Business	11	22	-50.0%	2	9	350.0%
	Burglary-Residence	121	110	10.0%	57	64	12.3%
	BMV	101	142	-28.9%	40	61	52.5%
	UUMV	80	104	-23.1%	40	40	0.0%
	<b>Total</b>	<b>313</b>	<b>378</b>	<b>-17.2%</b>	<b>139</b>	<b>174</b>	<b>25.2%</b>
NW Hwy/ Central	Burglary-Business	57	78	-26.9%	26	31	19.2%
	Burglary-Residence	389	350	11.1%	203	186	-8.4%
	BMV	330	364	-9.3%	167	163	-2.4%
	UUMV	236	260	-9.2%	88	148	68.2%
	<b>Total</b>	<b>1012</b>	<b>1052</b>	<b>-3.8%</b>	<b>484</b>	<b>528</b>	<b>9.1%</b>
Skillman/LBJ	Burglary-Business	56	59	-5.1%	32	24	-25.0%
	Burglary-Residence	605	672	-10.0%	311	294	-5.5%
	BMV	227	294	-22.8%	118	109	-7.6%
	UUMV	184	238	-22.7%	91	93	2.2%
	<b>Total</b>	<b>1072</b>	<b>1263</b>	<b>-15.1%</b>	<b>552</b>	<b>520</b>	<b>-5.8%</b>

Southeast Division		2009 Year	2008 Year	% Change	2009 Jan 1 - June 30	2009 July 1 - Dec 31	% Change
Military/ St Augustine	Burglary-Business	9	23	-60.9%	4	5	25.0%
	Burglary-Residence	154	139	10.8%	54	100	85.2%
	BMV	79	83	-4.8%	42	37	-11.9%
	UUMV	56	61	-8.2%	31	25	-19.4%
	<b>Total</b>	<b>298</b>	<b>306</b>	<b>-2.6%</b>	<b>131</b>	<b>167</b>	<b>27.5%</b>
Southwest Division		2009 Year	2008 Year	% Change	2009 Jan 1 - June 30	2009 July 1 - Dec 31	% Change
Jacqueline/ Ft Worth	Burglary-Business	18	34	-47.1%	8	10	25.0%
	Burglary-Residence	56	59	-5.1%	27	29	7.4%
	BMV	187	165	13.3%	74	113	52.7%
	UUMV	76	93	-18.3%	49	27	-44.9%
	<b>Total</b>	<b>337</b>	<b>351</b>	<b>-4.0%</b>	<b>158</b>	<b>179</b>	<b>13.3%</b>
Zang/ Jefferson	Burglary-Business	59	79	-25.3%	31	28	-9.7%
	Burglary-Residence	38	58	-34.5%	17	21	23.5%
	BMV	221	226	-2.2%	98	123	25.5%
	UUMV	117	138	-15.2%	57	60	5.3%
	<b>Total</b>	<b>435</b>	<b>501</b>	<b>-13.2%</b>	<b>203</b>	<b>232</b>	<b>14.3%</b>

Northwest Division		2009 Year	2008 Year	% Change	2009 Jan 1 - June 30	2009 July 1 - Dec 31	% Change
Park/ Dalecrest	Burglary-Business	12	13	-7.7%	3	9	200.0%
	Burglary-Residence	82	115	-28.7%	33	49	48.5%
	BMV	117	111	5.4%	61	56	-8.2%
	UUMV	84	97	-13.4%	44	40	-9.1%
	<b>Total</b>	<b>295</b>	<b>336</b>	<b>-12.2%</b>	<b>141</b>	<b>154</b>	<b>9.2%</b>
NW Hwy/ Walton Walker	Burglary-Business	18	24	-25.0%	11	7	-36.4%
	Burglary-Residence	12	9	33.3%	5	7	40.0%
	BMV	308	333	-7.5%	147	161	9.5%
	UUMV	131	136	-3.7%	65	66	1.5%
	<b>Total</b>	<b>469</b>	<b>502</b>	<b>-6.6%</b>	<b>228</b>	<b>241</b>	<b>5.7%</b>
Stemmons/ Empire Central	Burglary-Business	33	17	94.1%	14	19	35.7%
	Burglary-Residence	7	5	40.0%	3	4	33.3%
	BMV	213	209	1.9%	113	100	-11.5%
	UUMV	110	106	3.8%	53	57	7.5%
	<b>Total</b>	<b>363</b>	<b>337</b>	<b>7.7%</b>	<b>183</b>	<b>180</b>	<b>-1.6%</b>
Webb Chapel/ Timberline	Burglary-Business	19	40	-52.5%	9	10	11.1%
	Burglary-Residence	149	235	-36.6%	67	82	22.4%
	BMV	230	174	32.2%	108	122	13.0%
	UUMV	180	211	-14.7%	87	93	6.9%
	<b>Total</b>	<b>578</b>	<b>660</b>	<b>-12.4%</b>	<b>271</b>	<b>307</b>	<b>13.3%</b>
Wycliff/Maple	Burglary-Business	53	65	-18.5%	25	28	12.0%
	Burglary-Residence	77	109	-29.4%	30	47	56.7%
	BMV	328	323	1.5%	167	161	-3.6%
	UUMV	134	170	-21.2%	54	80	48.1%
	<b>Total</b>	<b>592</b>	<b>667</b>	<b>-11.2%</b>	<b>276</b>	<b>316</b>	<b>14.5%</b>

North Central Division		2009 Year	2008 Year	% Change	2009 Jan 1 - June 30	2009 July 1 - Dec 31	% Change
Coit/LBJ	Burglary-Business	16	30	-46.7%	6	10	66.7%
	Burglary-Residence	103	166	-38.0%	58	45	-22.4%
	BMV	236	270	-12.6%	94	142	51.1%
	UUMV	94	103	-8.7%	50	44	-12.0%
	<b>Total</b>	<b>449</b>	<b>569</b>	<b>-21.1%</b>	<b>208</b>	<b>241</b>	<b>15.9%</b>
Meadow/ Central	Burglary-Business	48	59	-18.6%	20	28	40.0%
	Burglary-Residence	107	110	-2.7%	59	48	-18.6%
	BMV	420	374	12.3%	191	229	19.9%
	UUMV	132	120	10.0%	52	80	53.8%
	<b>Total</b>	<b>707</b>	<b>663</b>	<b>6.6%</b>	<b>322</b>	<b>385</b>	<b>19.6%</b>
Spring Valley/ Preston	Burglary-Business	28	33	-15.2%	12	16	33.3%
	Burglary-Residence	171	150	14.0%	85	86	1.2%
	BMV	255	198	28.8%	115	140	21.7%
	UUMV	112	107	4.7%	54	58	7.4%
	<b>Total</b>	<b>566</b>	<b>488</b>	<b>16.0%</b>	<b>266</b>	<b>300</b>	<b>12.8%</b>
<b>South Central Division</b>							
South Central Division		2009 Year	2008 Year	% Change	2009 Jan 1 - June 30	2009 July 1 - Dec 31	% Change
Bonnieview/ LBJ	Burglary-Business	4	5	-20.0%	3	1	-66.7%
	Burglary-Residence	0	0	0.0%	0	0	0.0%
	BMV	212	255	-16.9%	104	108	3.8%
	UUMV	16	22	-27.3%	9	7	-22.2%
	<b>Total</b>	<b>232</b>	<b>282</b>	<b>-17.7%</b>	<b>116</b>	<b>116</b>	<b>0.0%</b>
Chesterfield/ Chaucer	Burglary-Business	9	19	-52.6%	6	3	-50.0%
	Burglary-Residence	280	249	12.4%	153	127	-17.0%
	BMV	48	48	0.0%	15	33	120.0%
	UUMV	38	59	-35.6%	23	15	-34.8%
	<b>Total</b>	<b>375</b>	<b>375</b>	<b>0.0%</b>	<b>197</b>	<b>178</b>	<b>-9.6%</b>
<b>TOTAL COUNTS</b>	Burglary-Business	<b>728</b>	<b>953</b>	<b>-23.6%</b>	<b>346</b>	<b>382</b>	<b>10.4%</b>
	Burglary-Residence	<b>2848</b>	<b>3108</b>	<b>-8.4%</b>	<b>1408</b>	<b>1440</b>	<b>2.3%</b>
	BMV	<b>5651</b>	<b>5804</b>	<b>-2.6%</b>	<b>2661</b>	<b>2990</b>	<b>12.4%</b>
	UUMV	<b>2461</b>	<b>2871</b>	<b>-14.3%</b>	<b>1209</b>	<b>1252</b>	<b>3.6%</b>
	<b>Total</b>	<b>11688</b>	<b>12736</b>	<b>-8.2%</b>	<b>5624</b>	<b>6064</b>	<b>7.8%</b>

Questions?

# Memorandum



DATE: February 11, 2010

TO: Members of the Public Safety Committee

SUBJECT: **Dallas Police Department Crime Reporting Procedures**

Attached is briefing material on the "Dallas Police Department Crime Reporting Procedures" to be presented to the Members of the Public Safety Committee on Tuesday, February 16, 2010.



Ryan S. Evans  
First Assistant City Manager

alb

Attachment

CC: Honorable Mayor and Members of the Dallas City Council

Mary K. Suhm, City Manager

Deborah Watkins, City Secretary

Tom Perkins, City Attorney

Craig Kinton, City Auditor

Victor Lander, Administrative Municipal Judge

Jill A. Jordan, P.E., Assistant City Manager

A.C. Gonzalez, Assistant City Manager

Forest E. Turner, Assistant City Manager

Dave K. Cook, Chief Financial Officer

Helena Stevens-Thompson, Assistant to the City Manager Mayor/City Council



# Dallas Police Department Crime Reporting Procedures

February 16, 2010



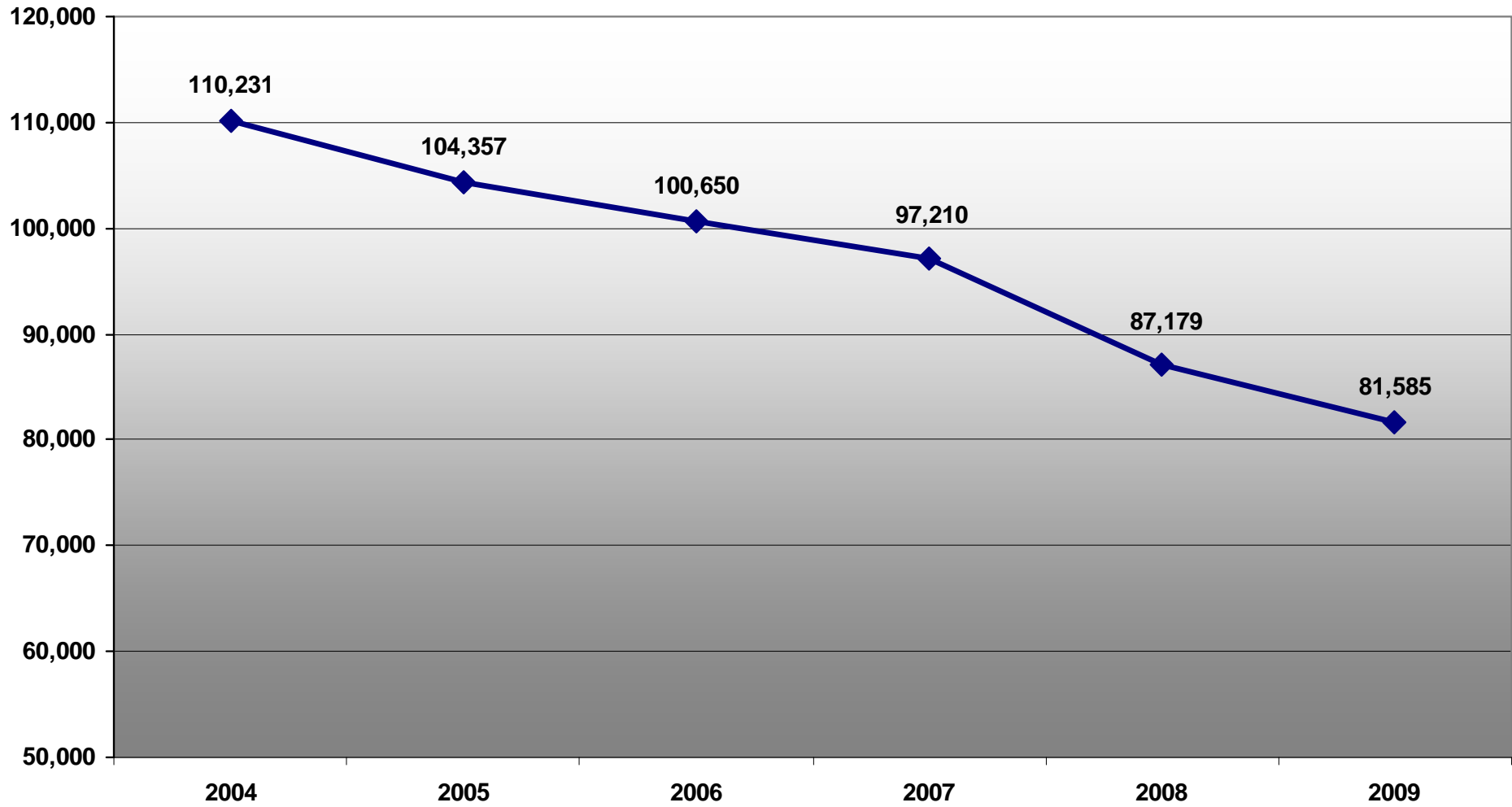
# Today's Discussion

1. Crime has fallen significantly in the City of Dallas
2. Crime reporting and data accurately reflects the situation in Dallas and the current trends

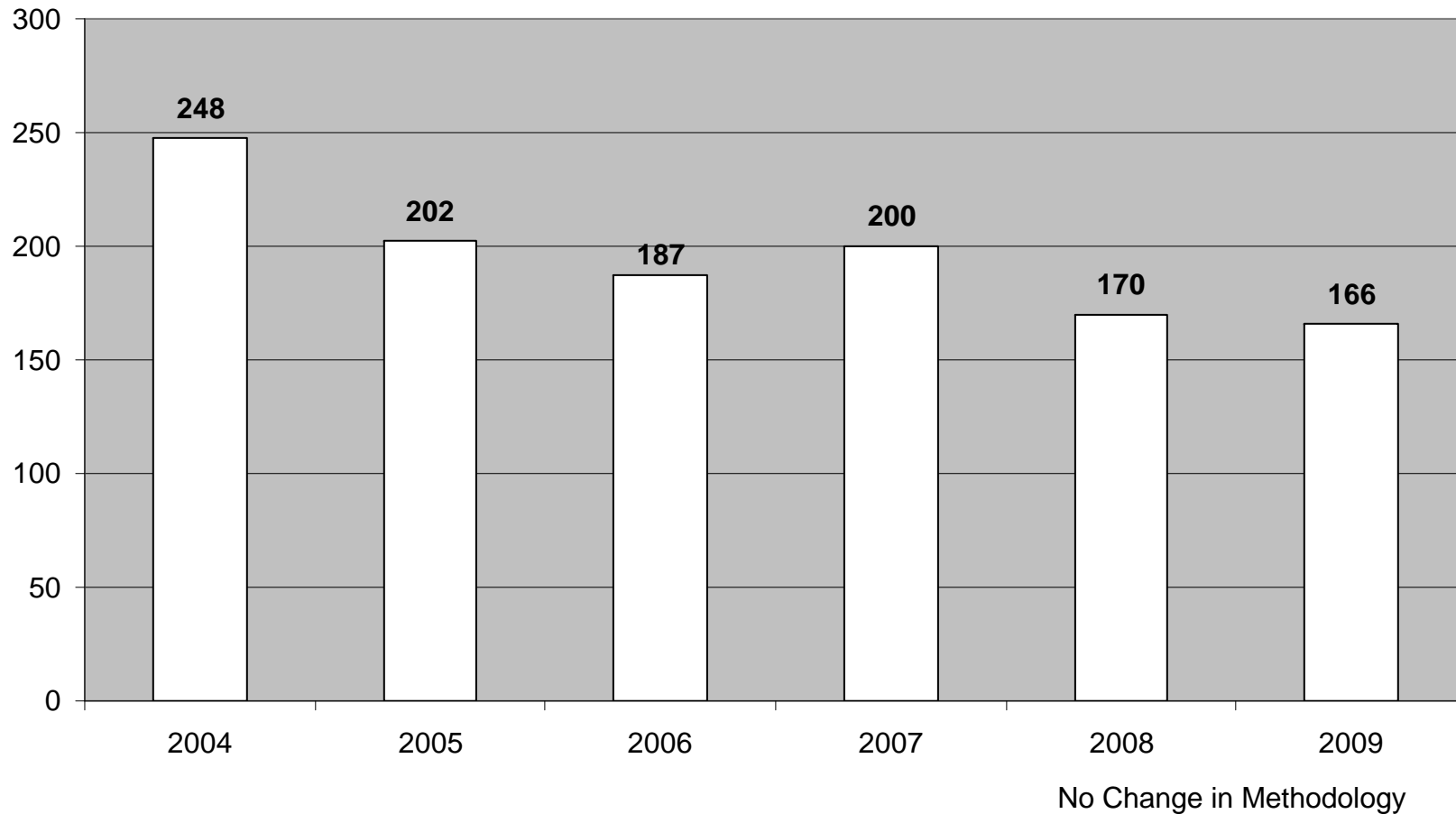
# 2009 Crime Statistics

- Sixth consecutive year of total crime reduction
- Total crime down 26% since 2004
- Lowest per capita murder rate in 51 years and 36% lower than 2004
- Violent crime down 10.5% in 2009

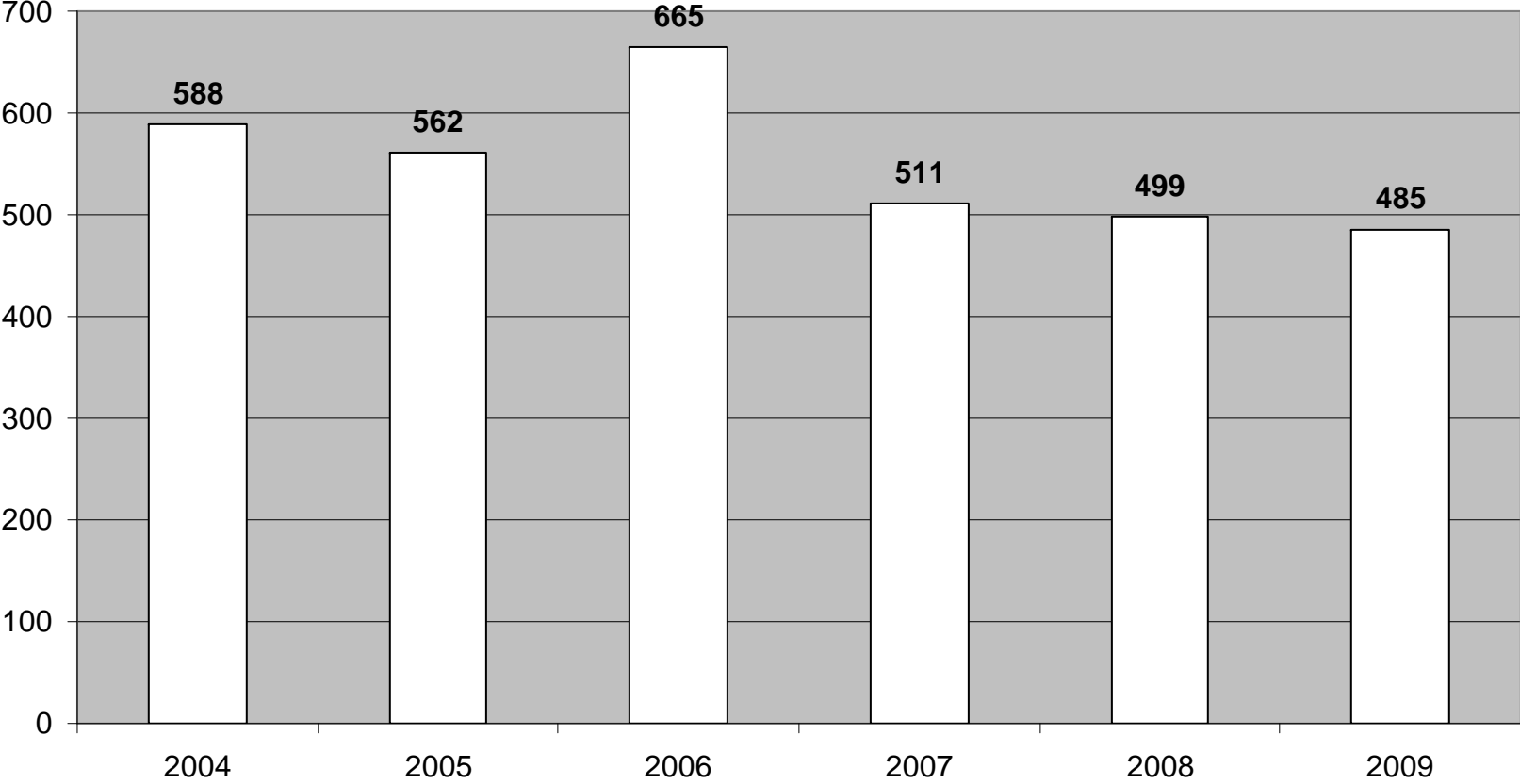
## Dallas Total Reported Crime 2004 - 2009



## Dallas Murders 2004 - 2009

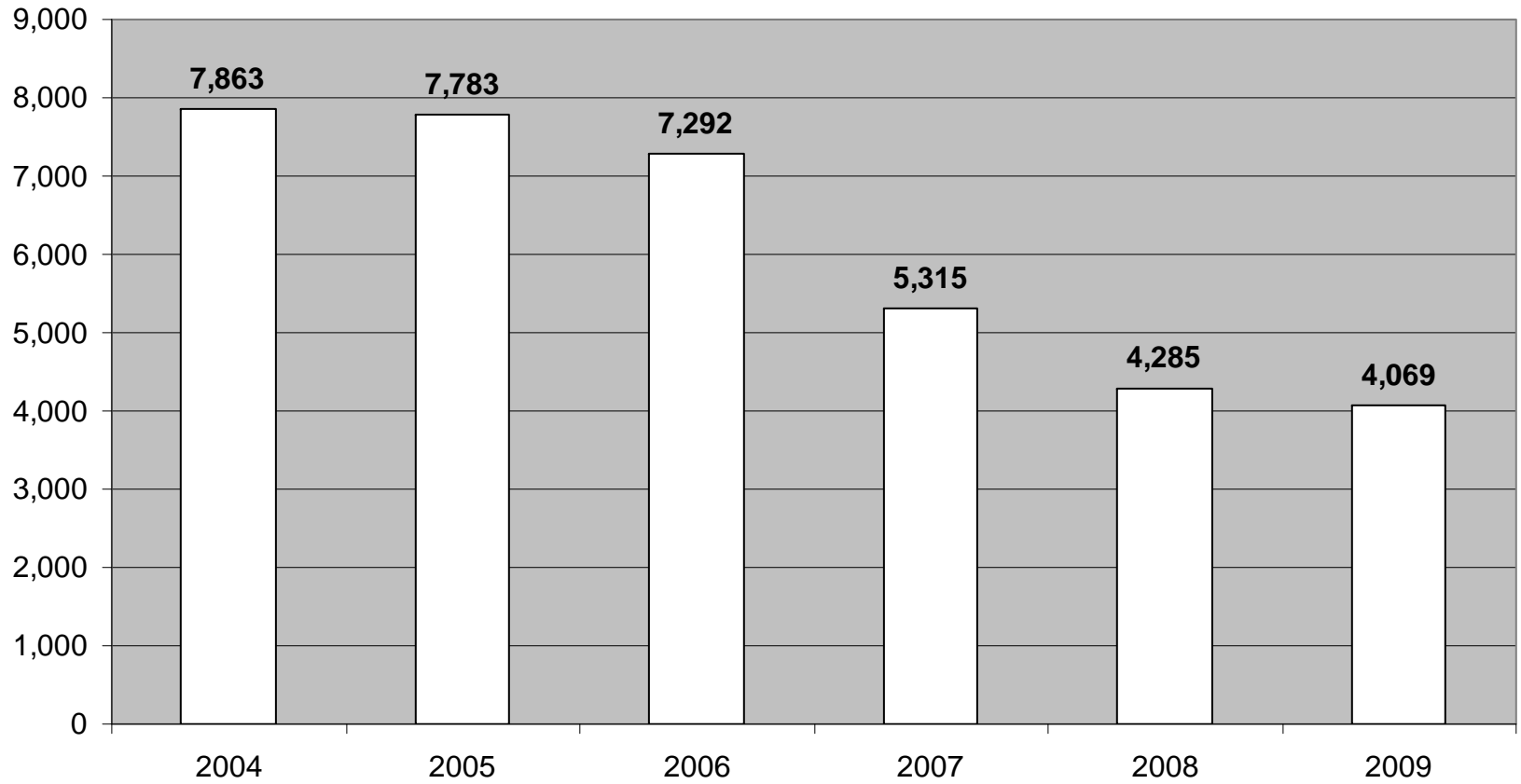


# Dallas Rapes 2004 - 2009



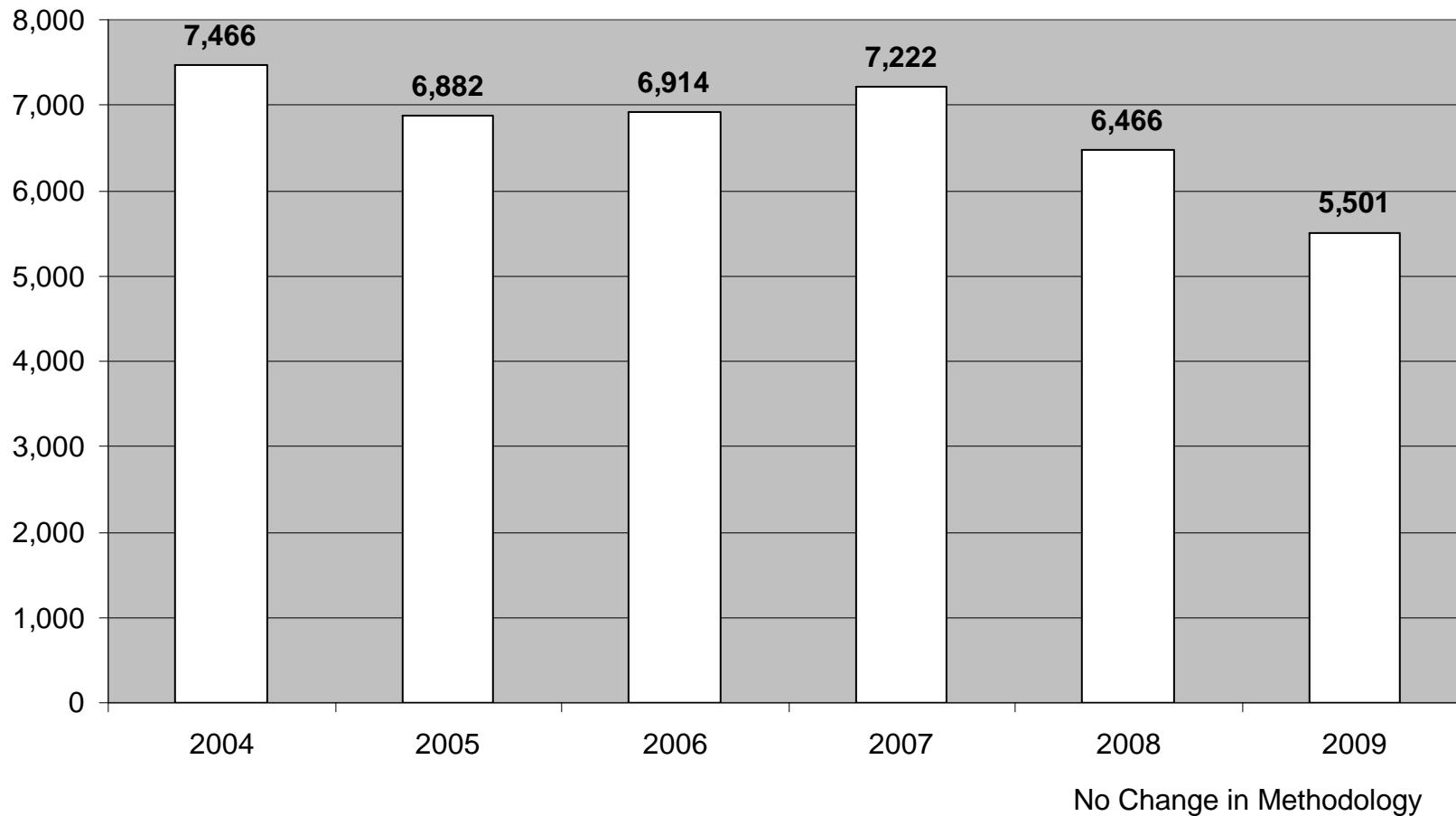
No Change in Methodology

## Dallas Aggravated Assaults 2004 - 2009



No Change in Methodology

## Dallas Robberies 2004 - 2009



# Factors Contributing to Dallas Crime Reductions

- Mayor, City Council and City Manager's commitment to making public safety the highest priority
  - New Ordinances
    - Regulation of scrap metal recyclers
    - Convenience store crime reduction regulations
    - Mandatory crime reduction program for apartment complexes
    - Daytime teen curfew
  - Technology
    - Fusion Center
    - Updated Mobile Data Computers (MDC)
    - CAD
- Tireless efforts of Dallas Police Department employees

# Factors Contributing to Dallas Crime Reductions

- Increased uniformed strength by 433 officers since 2007
  - Allowed for expanded use of Beat Policing model
  - Permitted vibrant Neighborhood Policing Officer (NPO) program
- Public/Private partnerships
  - Safer Dallas/Better Dallas
  - Caruth Police Institute
  - Meadows Foundation
- Improved community partnerships
  - 10-70-20 Program
  - Continued expansion of Volunteer programs

# DPD Crime Reporting System

- The current DPD crime reporting system was developed in a thoughtful, transparent manner and accurately reflects crime in Dallas
  - The system employs professional investigative discretion and common sense
  - The methodology is comparable to other peer cities
  - DPD continually strives to improve the process when necessary and warranted
    - The Records Management System (RMS) recently approved by Council will assist in this function

# DPD Crime Reporting System

- Over the past several years DPD has made several modifications to more accurately measure crime:
  - Officers were creating crime reports about incidents that were potentially fraudulent or not criminal in nature
  - DPD was over reporting crime
- Changes were made in a totally transparent manner to both internal and external constituents
- Importantly, variations in methodology while impacting specific numbers, do not change the message or trends reflecting significant decreases of crime in Dallas

# Texas Penal Code

- DPD must follow the Texas Penal Code and the Code of Criminal Procedure when making criminal offense reports and arrests
- DPD must be able to prove the elements of an offense in accordance with the Texas Penal Code in order to prosecute an individual for a crime

# Summary

- Dallas has enjoyed six consecutive years of crime reduction due to a variety of sources, including, the efforts of its citizens, Mayor and Council, City Staff and the Dallas Police Department
- The Dallas Police Department's crime reporting system hasn't produced these results but is reflective of the remarkable efforts of all those who work every day to make Dallas a safer city

Questions?

# Memorandum



DATE: February 11, 2010

TO: Members of the Public Safety Committee

SUBJECT: **Neighborhood Improvement through Nuisance Abatement**

Attached is briefing material on the "Neighborhood Improvement through Nuisance Abatement" to be presented to the Members of the Public Safety Committee on Tuesday, February 16, 2010.



Ryan S. Evans  
First Assistant City Manager

alb

Attachment

CC: Honorable Mayor and Members of the Dallas City Council  
Mary K. Suhm, City Manager  
Deborah Watkins, City Secretary  
Tom Perkins, City Attorney  
Craig Kinton, City Auditor  
Victor Lander, Administrative Municipal Judge  
Jill A. Jordan, P.E., Assistant City Manager  
A.C. Gonzalez, Assistant City Manager  
Forest E. Turner, Assistant City Manager  
Dave K. Cook, Chief Financial Officer  
Helena Stevens-Thompson, Assistant to the City Manager Mayor/City Council



# Neighborhood Improvement through Nuisance Abatement Public Safety Committee

February 16, 2010



# Nuisance Abatement Objectives

- To identify, investigate, and abate locations deemed to be a criminal nuisance
- Abatable crimes are:
  - Violent crimes
  - Prostitution offenses
  - Drug offenses
  - Gambling
  - Random gunfire
- 3 or more of these crimes within a 12 month period is enough to activate an investigation

# Nuisance Abatement Objectives

- Consistency
  - All abatement activities, regardless of the property and its ownership
- Cooperation
  - Cooperate with and support responsible property owners
- Certainty
  - Uncooperative owners will be held responsible, including financially through criminal and/or civil litigation

# Nuisance Abatement Objectives

- To marshal all administrative, legal, and community resources to:
  - Deny criminals use of real property as a base of operations
  - Secure property owner cooperation in removing the criminal elements
  - Secure property owner compliance with all applicable building, fire and health codes
  - Remove or seize blighted property

# Nuisance Abatement Objectives

- Compliance achieved through either:
  - Self Abatement:
    - Over 90% of cases are resolved this way
    - Self abatement makes the owner aware of problems and possible sanctions for non-compliance
  - Court Ordered Abatement:
    - Reserved for non-compliant owners
    - Achieved through either Chapter 54 or Chapter 125 litigation

# Nuisance Abatement Objectives

- To achieve its objectives, the police department works in cooperation with:
  - Code Enforcement
  - Fire Department
  - City Attorney's Office

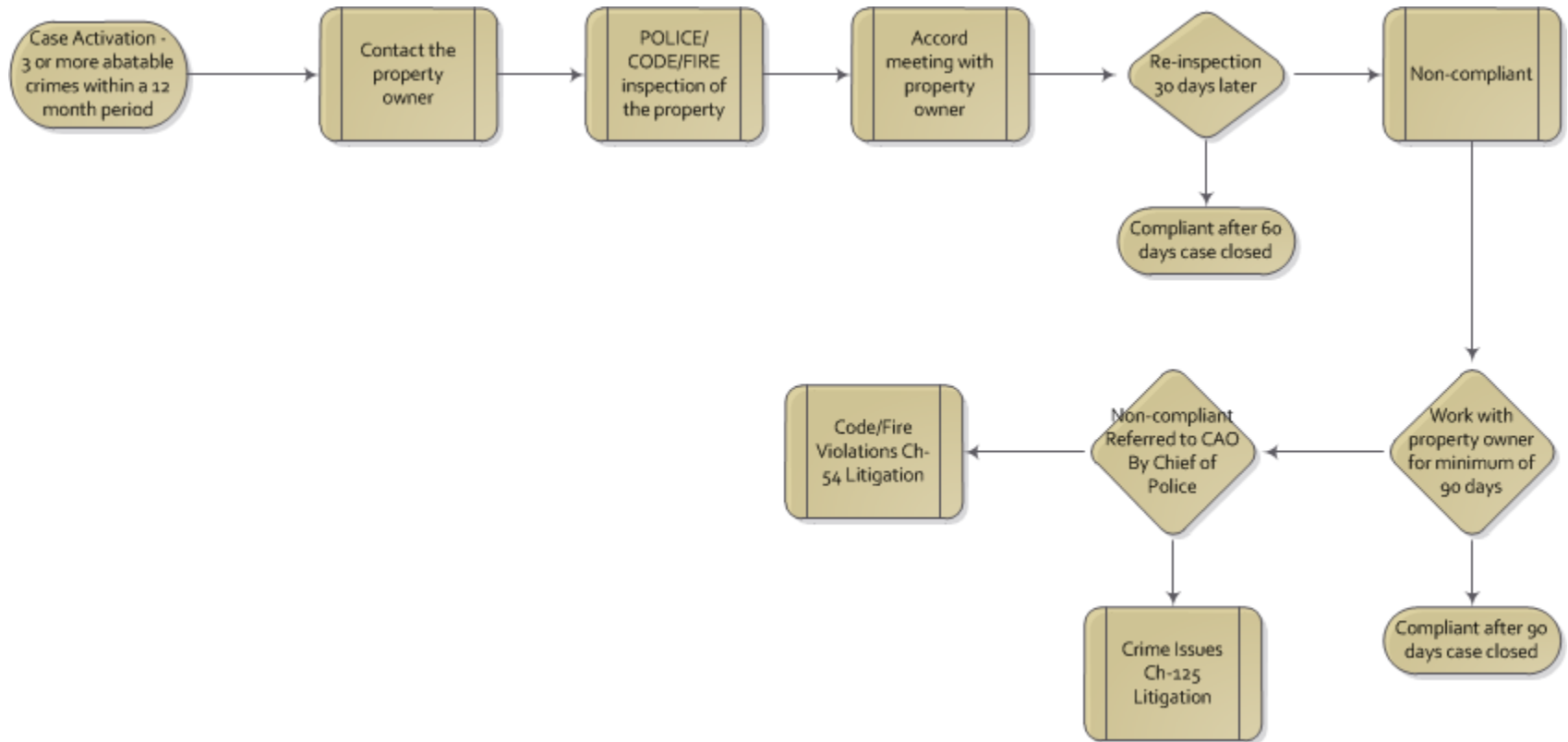
# Nuisance Abatement Decentralization

- The nuisance abatement process was decentralized January 2009
- Each patrol division (except North Central) has a nuisance abatement detective
- The detective is more accessible to the Patrol Division Commander

# Nuisance Abatement Decentralization

- Allows the Patrol Division Commander to align nuisance abatement efforts with their division priorities
- There is an increased level of cooperation and intelligence flow between detectives, patrol officers, and community prosecutors.
- Communication between community stakeholders and detectives has improved.

# Nuisance Abatement Flow Chart



# Nuisance Abatement Decentralization

- 37% increase in new cases opened 2009 v. 2008
- Dallas Fire Rescue officers assigned to the nuisance abatement function have increased inspections by 10%, 2008 v. 2009
- January 2009 – January 2010, 3 structures were demolished as a result of nuisance abatement investigations

# Nuisance Abatement Decentralization

- Detectives assisted Code with their investigations, resulting in 2 additional structures being demolished

# Questions?

# Memorandum



DATE: February 11, 2010

TO: Members of the Public Safety Committee

SUBJECT: Management Agreement with Vickery Meadow Management Corporation

The Police Department seeks to enter into a management agreement with Vickery Meadow Management Corporation for the purpose of enhancing security and public safety.

The Vickery Meadow Improvement District (VMID), which is managed by Vickery Meadow Management Corporation, wishes to employ a video surveillance camera system in the area commonly known as Five Points. The system will consist of five pod type cameras that are consistent in design and technology with the existing cameras monitored by the Police Department. All five of the cameras will be situated within one of the Targeted Area Action Grids (TAAG) sites. These TAAG sites are identified as the violent crime "hot spots" within the city.

VMID has experienced significant reductions in violent crime over the past year. The strategic use of cameras has proven to be a valuable tool in the deterrence, investigation, and enforcement of crime related issues as well as quality of life concerns. Due to the location of the cameras in a TAAG area, the Police Department, in accordance with earlier established guidance from the Public Safety Committee, will monitor the cameras from the same location in which other similar cameras are monitored. The addition of five cameras will have minimal impact on current monitoring capacity.

VMID will enter into a management agreement and incur all costs related to the installation and maintenance of the cameras and have agreed to use the same technology the Police Department currently employs. The Police Department will exercise control of the system and images in accordance with currently established procedures. The terms of this agreement are on-going, but either party may terminate the agreement with 60 day prior written notice.

The Police Department seeks the support of the Public Safety Committee as the management agreement will be referred to the full Dallas City Council for approval on February 24, 2010.



Ryan S. Evans  
First Assistant City Manager

# Memorandum



DATE: February 11, 2010

TO: Members of the Public Safety Committee

SUBJECT: Memorandum of Understanding – University of Texas Southwestern Medical Center

The Police Department seeks authorization to enter into a Memorandum of Understanding with the University of Texas Southwestern Medical Center Police Department.

The University of Texas Southwestern Medical Center owns and occupies multiple properties throughout Dallas. The proposed Memorandum of Understanding addresses law enforcement operations conducted by the Dallas Police Department and the University of Texas Southwestern Medical Center Police Department within the territorial boundaries of the other's jurisdiction. The agreement covers the several designated service areas of the City of Dallas that adjoin the borders of the University of Texas Southwestern Medical Center and several areas of the University of Texas Southwestern Medical Center that adjoin the borders of the City of Dallas. The agreement outlines the notification, arrest, investigative and case filing procedures to be followed by both police departments. This agreement will enhance communication between departments and will result in better service to the citizens of Dallas and University of Texas Southwestern Medical Center. The time period for this agreement is open-ended, but may be terminated by providing written notification to the other party.

The Police Department seeks the support of the Public Safety Committee as the Memorandum of Understanding will be referred to the full Dallas City Council for approval on February 24, 2010.



Ryan S. Evans  
First Assistant City Manager

# Memorandum



CITY OF DALLAS

DATE: February 11, 2010

TO: Members of the Public Safety Committee

SUBJECT: Professional Consultation Service for the Fusion Center

The Police Department seeks authorization to enter into a service agreement for consultation service for the Fusion Center.

The Dallas Police Department established its Fusion Center in 2007 through Urban Area Security Initiative (UASI) federal grant funding. Since that date, the Department of Homeland Security (DHS) has published desired baseline capabilities for Fusion Centers and the American Civil Liberties Union (ACLU) has published its own list of concerns aimed at ensuring fusion centers preserve citizens' rights and privacy. Fusion center development has also attracted legislative scrutiny on both the state and federal level. As such, it remains imperative that the development of the Dallas Police Department's Fusion Center ensures strict adherence to baseline capabilities, ACLU protection concerns, and governmental scrutiny, while supporting Police Department operations to better serve and protect the citizens of Dallas.

Mr. Michael Winograd possesses practical and demonstrated subject matter expertise in all intelligence related aspects of fusion center operations. Mr. Winograd has 32 years experience in the intelligence field working with Federal Intelligence, Law Enforcement, and a variety of Police Departments. In addition, and prior to the formal assignment of DHS representatives to Texas, Mr. Winograd was the lead coordinator for the Department of Homeland Security Intelligence and Analysis Division's Fusion Center development in our state.

As an Adjunct Professor in Criminal Justice at the University of North Texas, Mr. Winograd develops and provides training modules that meet fusion center development needs; providing intelligence training that compliments our police officers' investigative training and adheres to DHS guidelines for the protection of individual rights and privacy. Mr. Winograd will address Fusion Intelligence training needs as follows:


- Develop and institute standardized intelligence training for Fusion Center personnel
- Provide monthly training seminars on key issues in support of the Fusion Center mission
- Support weekly Fusion Center operational training discussions
- Provide operational and training liaison with other state and local fusion centers
- Provide additional training and support as required

Page 2  
Public Safety Committee Members  
February 11, 2010

Michael K. Winograd and Associates L.L.C. was previously under contract to provide consultation services for the Dallas Police Department Fusion Center from May 1, 2009 through September 30, 2009. This contract was paid by federal grant funding through UASI 2007 grant on encumbrance number PX3280AA09G26.

The contract currently sought is for a fifteen (15) month period from October 1, 2009 through December 31, 2010. The total contract amount is \$86,940 and will be paid from UASI 2008 federal grant funds.

The Police Department seeks the support of the Public Safety Committee as the Professional Service Agreement will be referred to the full Dallas City Council for approval on February 24, 2010.

A handwritten signature in black ink, appearing to read "Ryan S. Evans". The signature is stylized with a long horizontal line extending to the right.

Ryan S. Evans  
First Assistant City Manager

# Memorandum



DATE: February 11, 2010

TO: Members of the Public Safety Committee

SUBJECT: Administrative (Police) Reports  
I. A. D. Cases to be Presented to the Public Safety Committee on February 16, 2010

## **NEW CASE PRESENTATION:**

Currently there are no new police involved shooting investigations pending by Internal Affairs. All completed investigations have been presented to the committee.

A handwritten signature in black ink that reads 'Ryan S. Evans'.

Ryan S. Evans  
First Assistant City Manager

alb