



Public Safety FY 09-10



Presented to the Dallas City Council
February 4, 2009






Public Safety Team Members

- **Kyra Blackston, Development Services**
- **Erica Ferron, City Manager's Office**
- **Paul Hansen, Court and Detention Services**
- **Janice Hardaway, Purchasing**
- **Odie Hayes, Code Compliance**
- **Katina Johnson, Strategic Customer Services**
- **Debbie Mullins, Dallas Fire-Rescue**
- **Patricia Paulhill, Dallas Police Department**
- **Raymond Rivas, Office of Emergency Management**
- **Tim Starr, Public Works and Transportation**
- **Kurt Steward, Budget and Management Services**
- **Richard Taylor, Communication & Information Services**
- **Crystal Williamson, Budget and Management Services**



KFA Roadmap



Vision Statement

Council Objectives


Strategy Map

Strategies

Linkages



Vision Statement



Enhance public safety to ensure people feel safe and are secure where they live, work and play.



Council Objectives



Improve Response Times

Increase the number of Police emergency calls responded to within 8 minutes to 65%* by FY 08-09

FY 06-07: 60%

FY 07-08: 72%

Increase the number of Fire calls responded to (1st Company) within 5 minutes to 90% by FY 08-09

FY 06-07: 77%

FY 07-08: 79%

Increase the number of EMS calls responded to within 8 minutes to 90%* by FY 08-09

FY 06-07: 87%

FY 07-08 : 91%

*Recommend revisiting this number due to achieving the established goal during FY 07-08.

Reduce the Overall Reported Crime Rate

Reduce the overall reported crime rate by 10% in CY 09

CY 07: 3.4 % reduction

CY 08: 10.8% reduction



Council Objectives



Increase the Level of Confidence in Law Enforcement

Have a 10% improvement from baseline data by March 2009
(Based on the survey conducted by RAND Corporation)

Overall, how effective are the police in dealing with the problems that concern people in your neighborhood?

CY 08: 64.9% “Somewhat” to “Very Effective”

In terms of responding promptly to calls for assistance from residents, would you say the police in your neighborhood are?

CY 08: 64.7% “Somewhat” to “Very Prompt”

In terms of fighting crime, would you say the police in your neighborhood are doing?


CY 08: 80% “Somewhat” to “Very Good Job”

Reduce Dallas’ Position in the Nation on Crime

Short Term: Out of the top spot by 2008
CY 07: 1st among the nation’s most populated cities

Long Term: 2011-Out of the top five spots; 2013-Out of the top nine spots

FY 09-10 PUBLIC SAFETY STRATEGY MAP



Human Resource Development



Strengthen citizen confidence through the development of human resources

Ensure appropriate staffing levels

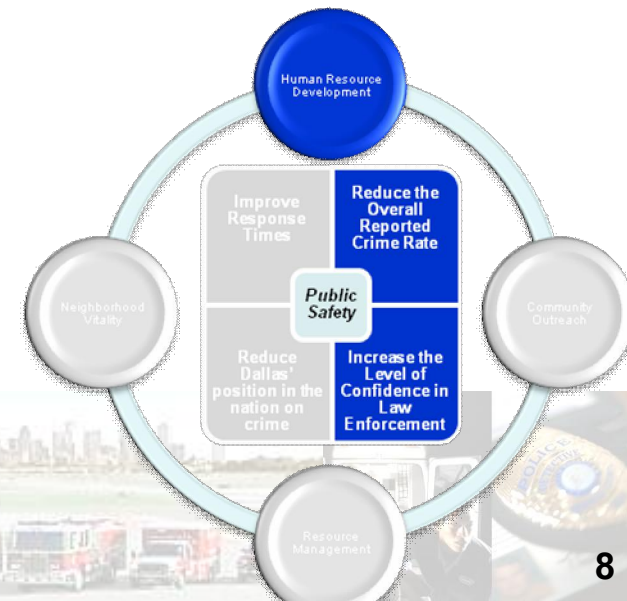
Promote continuing education programs

Encourage employee development and retention

Enhance recruitment strategies to attract high quality applicants

Measures

- ✓ Officers per 1,000 residents
- ✓ DPD officer certifications
- ✓ DFD firefighter and inspector certifications



Human Resource Development



Measure		FY 07-08	FY 08-09
Police Officers per 1,000 residents: Goal – 3.00		2.49*	2.60*
DPD officer certifications	Master:	1,859	1,872
	Int/Adv:	583	690
	Basic:	693	853
DFD firefighter certifications	Master:	153	714
	Adv:	74	110
	Inter:	470	256
DFD inspector certifications	Master:	24	27
	Adv:	7	9
	Inter:	23	26

*As of the beginning of the fiscal year



Community Outreach



Enhance community outreach by increasing involvement, communication, and education

Provide fair and effective community prosecution

Sustain public warning and notification systems

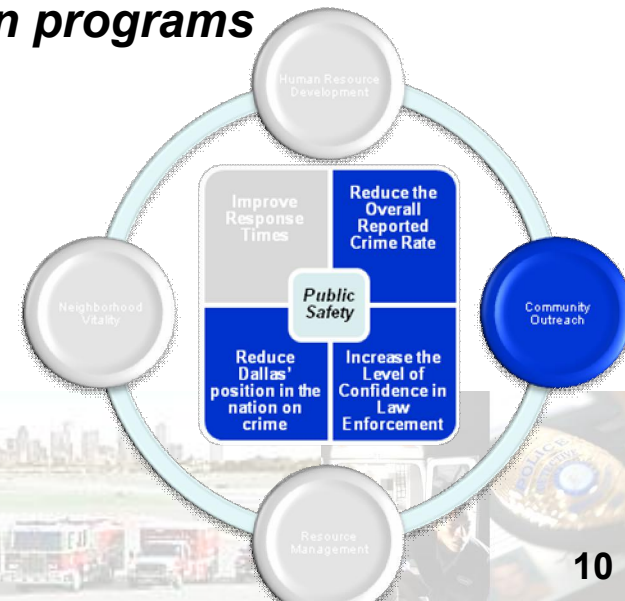
Mobilize community stakeholders to proactively assist with public safety initiatives

Reduce recidivism through education and re-entry programs


Provide public education and prevention programs

Measures


- ✓ Fire safety and code inspections
- ✓ Number of Volunteers in Patrol (VIP)
- ✓ Community Emergency Response Team (CERT)
- ✓ Dallas Emergency Response Team (DERT)
- ✓ Citizen Fire Academy Participation
- ✓ Number of smoke detectors installed
- ✓ Number of students impacted through outreach programs
 - ✓ Law Enforcement Teaching Students (LETS)



Community Outreach



Measure		
Fire safety and code inspections conducted	FY 06-07: 54,542	FY 07-08: 63,647
Volunteers in Patrol (VIP)	CY 07: 2,061	CY 08: 2,240
Community Emergency Response Team members (CERT)	CY 07: 117	CY 08: 390
Dallas Emergency Response Team members (DERT)	CY 07: 163	CY 08: 876
Citizen Fire Academy classes conducted per year	FY 06-07: 2	FY 07-08: 2
Smoke detector installations	FY 06-07: 5,442	FY 07-08: 7,767
Student participation in Law Enforcement Teaching Students (LETS)	FY 06-07: 21,462	FY 07-08: 26,116
Fire prevention and education programs	FY 06-07: 5,750	FY 07-08: 9,701



Resource Management



Secure and effectively deploy resources for improved service delivery

Implement new technologies

Deploy staff to ensure visibility of public safety personnel

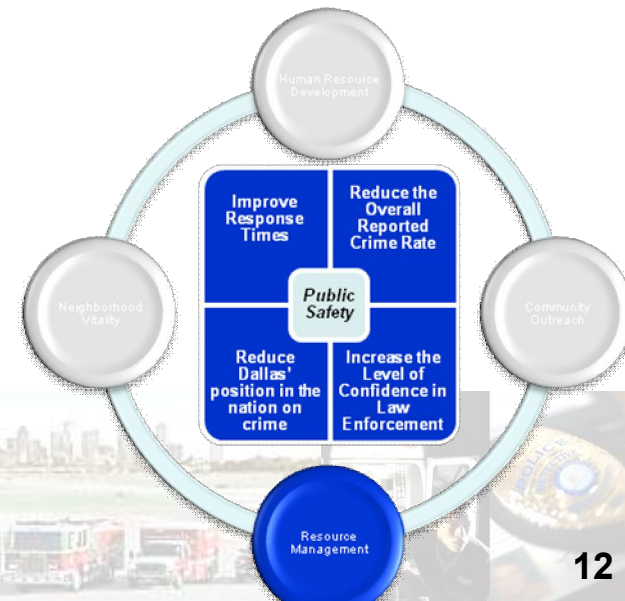
Develop and enforce ordinances

Develop and exercise critical pre-incident plans


Promote equipment procurement and maintenance

Measures

- ✓DPD % response rate for emergency calls within 8 minutes
- ✓DFD 1st Company % response rate within 5 minutes
- ✓EMS % response rate within 8 minutes
- ✓Overall crime rate reduction
- ✓Position in the nation for crime rate



Resource Management




Measure		
DPD % response rate for emergency calls within 8 minutes Goal: 65%*	FY 06-07: 60%	FY 07-08: 72%
DFD 1 st Company % response rate within 5 minutes Goal: 90%	FY 06-07: 77%	FY 07-08: 79%
EMS % response rate within 8 minutes Goal: 90%*	FY 06-07: 87%	FY 07-08: 91%
Overall crime rate reduction year over year	CY 07: -3.4%	CY 08: -10.8%
Position in the nation for crime rate	CY 07: 1 st	CY 08: N/A

*Recommend revisiting this number due to achieving the established goal during FY 07-08.



Neighborhood Vitality



Expand interdepartmental collaboration and community partnerships to cultivate thriving neighborhoods

Strengthen disaster preparedness planning through marketing and media relations

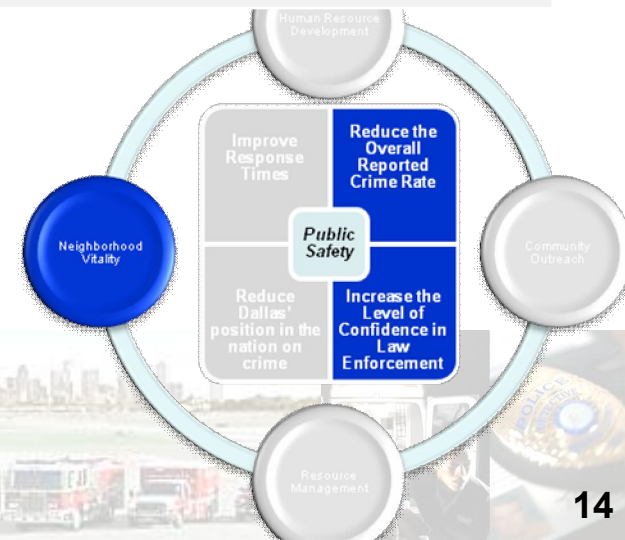
Form partnerships with other agencies to streamline multi-agency collaboration

Encourage public/private partnerships and community activities


Collaborate with community groups to foster cleaner neighborhoods

Measures

- ✓ Number of DPD 10-70-20 Programs established
- ✓ Number of crime watch groups established
- ✓ Number of Code Compliance neighborhood meetings
- ✓ Number of lots cleaned and mowed by MOW Clean
- ✓ Number of special event permits reviewed




Neighborhood Vitality



Measure			
Number of DPD 10-70-20 Programs established		CY 07: 15	CY 08: 19
Number of crime watch groups established		CY 07: 775	CY 08: 864
Number of Code Compliance neighborhood meetings		FY 06-07: 0	FY 07-08: 150
Number of lots cleaned and mowed by MOW Clean	Mowed:	FY 06-07: 13,001	FY 07-08: 13,903
	Cleaned:	FY 06-07: 5,691	FY 07-08: 5,947
Special event permits reviewed by DPD		CY 07: 700	CY 08: 705



FY 09-10 PUBLIC SAFETY STRATEGY MAP



Linkages to Other KFA Teams

- Expand interdepartmental collaboration and community partnerships to cultivate thriving neighborhoods

**Economic
Vibrancy**



- Strengthen citizen confidence through the development of human resources
- Secure and effectively deploy resources for improved service delivery

**E3
Government**



- Enhance community outreach by increasing involvement, communication, and education

**Clean, Healthy
Environment**



- Enhance community outreach by increasing involvement, communication, and education

**Culture, Arts,
and Recreation**



- Enhance community outreach by increasing involvement, communication, and education

**Educational
Enhancements**

